

# Product Datasheet

## RAB21 Antibody (1F6) - Azide and BSA Free H00023011-M01

Unit Size: 0.1 mg

Aliquot and store at -20C or -80C. Avoid freeze-thaw cycles.

[www.novusbio.com](http://www.novusbio.com)



[technical@novusbio.com](mailto:technical@novusbio.com)

### Publications: 1

Protocols, Publications, Related Products, Reviews, Research Tools and Images at:  
[www.novusbio.com/H00023011-M01](http://www.novusbio.com/H00023011-M01)

Updated 9/9/2025 v.20.1

Earn rewards for product  
reviews and publications.

Submit a publication at [www.novusbio.com/publications](http://www.novusbio.com/publications)

Submit a review at [www.novusbio.com/reviews/destination/H00023011-M01](http://www.novusbio.com/reviews/destination/H00023011-M01)



**H00023011-M01**

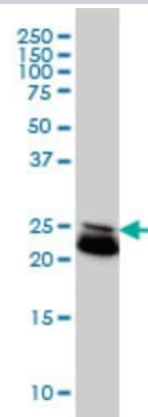
RAB21 Antibody (1F6) - Azide and BSA Free

Product Information	
Unit Size	0.1 mg
Concentration	Concentrations vary lot to lot. See vial label for concentration. If unlisted please contact technical services.
Storage	Aliquot and store at -20C or -80C. Avoid freeze-thaw cycles.
Clonality	Monoclonal
Clone	1F6
Preservative	No Preservative
Isotype	IgG1 Kappa
Purity	IgG purified
Buffer	In 1x PBS, pH 7.4
Product Description	
Description	Novus Biologicals Mouse RAB21 Antibody (1F6) - Azide and BSA Free (H00023011-M01) is a monoclonal antibody validated for use in IHC, WB, ELISA and ICC/IF. Anti-RAB21 Antibody: Cited in 1 publication. All Novus Biologicals antibodies are covered by our 100% guarantee.
Host	Mouse
Gene ID	23011
Gene Symbol	RAB21
Species	Human
Reactivity Notes	Human. Other species not tested.
Specificity/Sensitivity	RAB21 - RAB21, member RAS oncogene family
Immunogen	RAB21 (NP_055814, 116 a.a. ~ 225 a.a) partial recombinant protein with GST tag. MW of the GST tag alone is 26 KDa. ELRKMLGNEICLCIVGNKIDLEKERHVSIEAESYAESVGAKHYHTSAKQNKGIE ELFLDLCKRMIETAQVDERAKGNGSSQPGTARRGVQIIDDEPQAQTSGGGCCS SG
Notes	This product is produced by and distributed for Abnova, a company based in Taiwan.
Product Application Details	
Applications	Western Blot, Immunohistochemistry-Paraffin, ELISA, Immunocytochemistry/Immunofluorescence, Immunohistochemistry, Sandwich ELISA
Recommended Dilutions	Western Blot 1:500, ELISA, Immunohistochemistry, Immunocytochemistry/Immunofluorescence, Immunohistochemistry-Paraffin, Sandwich ELISA
Application Notes	Antibody reactive against cell lysate and recombinant protein for Western Blot. Has also been used for immunofluorescence, immunohistochemistry (paraffin), and ELISA.

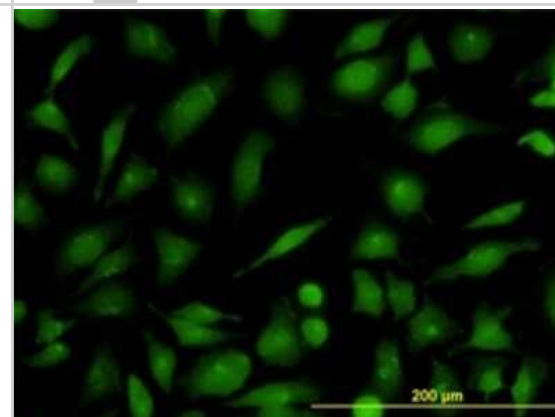


## Images

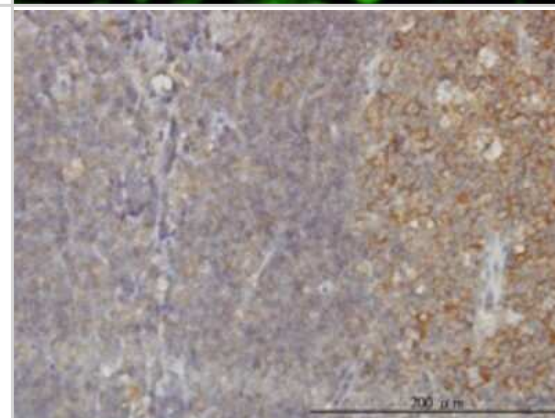
Western Blot: RAB21 Antibody (1F6) [H00023011-M01] - RAB21 monoclonal antibody (M01), clone 1F6 Analysis of RAB21 expression in HeLa.



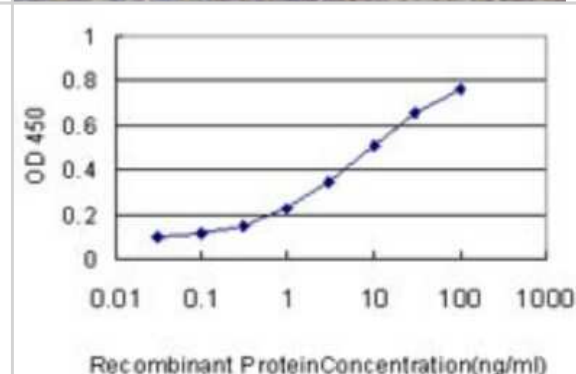
Immunocytochemistry/Immunofluorescence: RAB21 Antibody (1F6) [H00023011-M01] - Analysis of monoclonal antibody to RAB21 on HeLa cell. Antibody concentration 10 ug/ml.



Immunohistochemistry-Paraffin: RAB21 Antibody (1F6) [H00023011-M01] - Analysis of monoclonal antibody to RAB21 on formalin-fixed paraffin-embedded human tonsil. Antibody concentration 3 ug/ml.



Sandwich ELISA: RAB21 Antibody (1F6) [H00023011-M01] - Detection limit for recombinant GST tagged RAB21 is approximately 0.1ng/ml as a capture antibody.



## Publications

Torres VA, Mielgo A, Barbero S et al. Rab5 mediates caspase-8-promoted cell motility and metastasis. Mol Biol Cell 2010-01-15 [PMID: 19923319] (WB, Human)



### **Novus Biologicals USA**

10730 E. Briarwood Avenue  
Centennial, CO 80112  
USA  
Phone: 303.730.1950  
Toll Free: 1.888.506.6887  
Fax: 303.730.1966  
nb-customerservice@bio-techne.com

### **Bio-Techne Canada**

21 Canmotor Ave  
Toronto, ON M8Z 4E6  
Canada  
Phone: 905.827.6400  
Toll Free: 855.668.8722  
Fax: 905.827.6402  
canada.inquires@bio-techne.com

### **Bio-Techne Ltd**

19 Barton Lane  
Abingdon Science Park  
Abingdon, OX14 3NB, United Kingdom  
Phone: (44) (0) 1235 529449  
Free Phone: 0800 37 34 15  
Fax: (44) (0) 1235 533420  
info.EMEA@bio-techne.com

### **General Contact Information**

www.novusbio.com  
Technical Support: nb-technical@bio-techne.com  
Orders: nb-customerservice@bio-techne.com  
General: novus@novusbio.com

### **Products Related to H00023011-M01**

HAF007	Goat anti-Mouse IgG Secondary Antibody [HRP]
NB720-B	Rabbit anti-Mouse IgG (H+L) Secondary Antibody [Biotin]
NBP1-43319-0.5mg	Mouse IgG1 Kappa Isotype Control (P3.6.2.8.1)
NBP1-50986-0.05mg	Recombinant Human RAB21 His Protein

### **Limitations**

This product is for research use only and is not approved for use in humans or in clinical diagnosis. Primary Antibodies are guaranteed for 1 year from date of receipt.

For more information on our 100% guarantee, please visit [www.novusbio.com/guarantee](http://www.novusbio.com/guarantee)

Earn gift cards/discounts by submitting a review: [www.novusbio.com/reviews/submit/H00023011-M01](http://www.novusbio.com/reviews/submit/H00023011-M01)

Earn gift cards/discounts by submitting a publication using this product:  
[www.novusbio.com/publications](http://www.novusbio.com/publications)

