

Product Datasheet

Dkk-1 Antibody (2A5) - Azide and BSA Free H00022943-M11

Unit Size: 0.1 mg

Aliquot and store at -20C or -80C. Avoid freeze-thaw cycles.

www.novusbio.com



technical@novusbio.com

Publications: 11

Protocols, Publications, Related Products, Reviews, Research Tools and Images at:
www.novusbio.com/H00022943-M11

Updated 2/21/2025 v.20.1

Earn rewards for product
reviews and publications.

Submit a publication at www.novusbio.com/publications

Submit a review at www.novusbio.com/reviews/destination/H00022943-M11



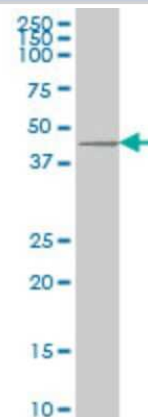
H00022943-M11

Dkk-1 Antibody (2A5) - Azide and BSA Free

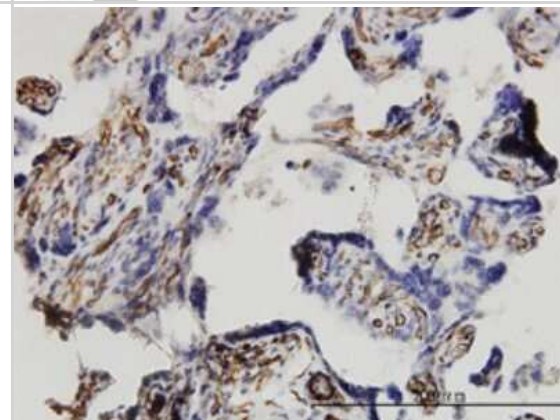
Product Information	
Unit Size	0.1 mg
Concentration	Concentrations vary lot to lot. See vial label for concentration. If unlisted please contact technical services.
Storage	Aliquot and store at -20C or -80C. Avoid freeze-thaw cycles.
Clonality	Monoclonal
Clone	2A5
Preservative	No Preservative
Isotype	IgG2b Kappa
Purity	IgG purified
Buffer	In 1x PBS, pH 7.4
Product Description	
Host	Mouse
Gene ID	22943
Gene Symbol	DKK1
Species	Human, Yeast
Specificity/Sensitivity	DKK1 - dickkopf homolog 1 (<i>Xenopus laevis</i>)
Immunogen	DKK1 (AAH01539.1, 1 a.a. ~ 266 a.a) full-length recombinant protein with GST tag. MW of the GST tag alone is 26 KDa. MMALGAAGATRVSVAMVAAALGGHPLLGVSATLNSVLNSNAIKNLPPPLGGAA GHPGSAVSAAPGILYPGGNKYQTIDNYQPYPCAEDEECGTDEYCASPTRGGD AGVQICLACRKRRCMRHAMCCPGNYCKNGICVSSDQNHFRGEIEETITESF GNDHSTLDGYSRRTTLSSKMYHTTGQEGSVCLRSSDCASGLCCARHFWSKIC KPVKGGQVCTKHRRKGSHGLEIFQRCYCGEGLSCRIQKDHHQASNSSRLHT CQRH
Notes	This product is produced by and distributed for Abnova, a company based in Taiwan.
Product Application Details	
Applications	Western Blot, ELISA, Immunocytochemistry/ Immunofluorescence, Immunohistochemistry, Immunohistochemistry-Paraffin, Immunoprecipitation, Microarray
Recommended Dilutions	Western Blot 1:500, ELISA 1:100-1:2000, Immunohistochemistry 1:10-1:500, Immunocytochemistry/ Immunofluorescence 1:10-1:500, Immunoprecipitation 1:10-1:500, Immunohistochemistry-Paraffin 1:10-1:500, Microarray
Application Notes	Antibody reactive against cell lysate for Western Blot. Has also been used for immunohistochemistry (paraffin) and ELISA. Immunocytochemistry/Immunofluorescence was reported in scientific literature.

Images

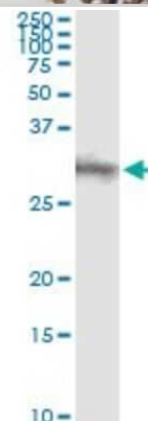
Western Blot: Dkk-1 Antibody (2A5) [H00022943-M11] - Analysis of DKK1 expression in U-2 OS (Cat # L022V1).



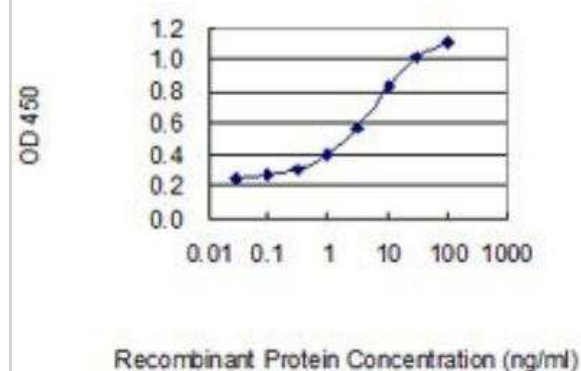
Immunohistochemistry-Paraffin: Dkk-1 Antibody (2A5) [H00022943-M11] - Analysis of monoclonal antibody to DKK1 on formalin-fixed paraffin-embedded human placenta. Antibody concentration 3 ug/ml



Immunoprecipitation: Dkk-1 Antibody (2A5) [H00022943-M11] - Analysis of DKK1 transfected lysate using anti-DKK1 monoclonal antibody and Protein A Magnetic Bead, and immunoblotted with DKK1 rabbit polyclonal antibody.



ELISA: Dkk-1 Antibody (2A5) [H00022943-M11] - Detection limit for recombinant GST tagged DKK1 is 0.1 ng/ml as a capture antibody.



Publications

Joo K, Sung-Hye P, Seung C et al. Molecular subgrouping of medulloblastoma in pediatric population using the NanoString assay and comparison with immunohistochemistry methods. *BMC Cancer*. 2022-11-28 [PMID: 36437460]

T Suda, T Yamashita, H Sunagozaka, H Okada, K Nio, Y Sakai, T Yamashita, E Mizukoshi, M Honda, S Kaneko
Dickkopf-1 Promotes Angiogenesis and is a Biomarker for Hepatic Stem Cell-like Hepatocellular Carcinoma
International Journal of Molecular Sciences, 2022-03-03;23(5):. 2022-03-03 [PMID: 35269944]

Robson JP, Remke M, Kool M et al. Identification of CD24 as a marker of Patched1 deleted medulloblastoma-initiating neural progenitor cells. *PLoS One* 2019-04-05 [PMID: 30657775]

Shinojima N, Nakamura H, Tasaki M et al. A patient with medulloblastoma in its early developmental stage. *J Neurosurg Pediatr* 2014-12-01 [PMID: 25303160]

Yi N, Liao QP, Li ZH et al. RNA interference-mediated targeting of DKK1 gene expression in Ishikawa endometrial carcinoma cells causes increased tumor cell invasion and migration. *ONCOLOGY LETTERS*. 2013-01-01 [PMID: 24137406]

D'Amelio P, Roato I, D'Amico L et al. Bone and bone marrow pro-osteoclastogenic cytokines are up-regulated in osteoporosis fragility fractures. *Osteoporos Int*. 2010-11-30 [PMID: 21116815]

Shin HJ, Rho SB, Jung DC et al. Carbonic anhydrase IX (CA9) modulates tumor-associated cell migration and invasion. *J Cell Sci*. 2011-03-01 [PMID: 21363891]

Macdonald LJ, Sales KJ, Grant V et al. Prokineticin 1 induces Dickkopf 1 expression and regulates cell proliferation and decidualization in the human endometrium. *Mol Hum Reprod*. 2011-05-05 [PMID: 21546446]

Min HS, Lee JY, Kim SK, Park SH. Genetic grouping of medulloblastomas by representative markers in pathologic diagnosis. *Transl Oncol*. 2013-06-01 [PMID: 23730405]

Taylor MD, Northcott PA, Korshunov A et al. Molecular subgroups of medulloblastoma: the current consensus. *Acta Neuropathol* 2012-04-01 [PMID: 22134537]

Shi RY, Yang XR, Shen QJ et al. High expression of Dickkopf-related protein 1 is related to lymphatic metastasis and indicates poor prognosis in intrahepatic cholangiocarcinoma patients after surgery *Cancer* 2012-11-06 [PMID: 23132676] (ICC/IF, WB, Human)



Novus Biologicals USA

10730 E. Briarwood Avenue
Centennial, CO 80112
USA
Phone: 303.730.1950
Toll Free: 1.888.506.6887
Fax: 303.730.1966
nb-customerservice@bio-techne.com

Bio-Techne Canada

21 Canmotor Ave
Toronto, ON M8Z 4E6
Canada
Phone: 905.827.6400
Toll Free: 855.668.8722
Fax: 905.827.6402
canada.inquires@bio-techne.com

Bio-Techne Ltd

19 Barton Lane
Abingdon Science Park
Abingdon, OX14 3NB, United Kingdom
Phone: (44) (0) 1235 529449
Free Phone: 0800 37 34 15
Fax: (44) (0) 1235 533420
info.EMEA@bio-techne.com

General Contact Information

www.novusbio.com
Technical Support: nb-technical@bio-techne.com
Orders: nb-customerservice@bio-techne.com
General: novus@novusbio.com

Products Related to H00022943-M11

HAF007	Goat anti-Mouse IgG Secondary Antibody [HRP]
NB720-B	Rabbit anti-Mouse IgG (H+L) Secondary Antibody [Biotin]
NBP1-43317-0.5mg	Mouse IgG2b Kappa Light Chain Isotype Control (MG2b)
210-TA-005	TNF-alpha [Unconjugated]

Limitations

This product is for research use only and is not approved for use in humans or in clinical diagnosis. Primary Antibodies are guaranteed for 1 year from date of receipt.

For more information on our 100% guarantee, please visit www.novusbio.com/guarantee

Earn gift cards/discounts by submitting a review: www.novusbio.com/reviews/submit/H00022943-M11

Earn gift cards/discounts by submitting a publication using this product:
www.novusbio.com/publications

