

# Product Datasheet

## Sirtuin 2/SIRT2 Antibody (4B11) - Azide and BSA Free H00022933-M01

Unit Size: 0.1 mg

Aliquot and store at -20C or -80C. Avoid freeze-thaw cycles.

[www.novusbio.com](http://www.novusbio.com)



[technical@novusbio.com](mailto:technical@novusbio.com)

### Publications: 1

Protocols, Publications, Related Products, Reviews, Research Tools and Images at:  
[www.novusbio.com/H00022933-M01](http://www.novusbio.com/H00022933-M01)

Updated 2/21/2025 v.20.1

Earn rewards for product  
reviews and publications.

Submit a publication at [www.novusbio.com/publications](http://www.novusbio.com/publications)

Submit a review at [www.novusbio.com/reviews/destination/H00022933-M01](http://www.novusbio.com/reviews/destination/H00022933-M01)



**H00022933-M01**

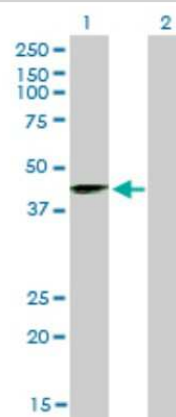
Sirtuin 2/SIRT2 Antibody (4B11) - Azide and BSA Free

Product Information	
Unit Size	0.1 mg
Concentration	Concentrations vary lot to lot. See vial label for concentration. If unlisted please contact technical services.
Storage	Aliquot and store at -20C or -80C. Avoid freeze-thaw cycles.
Clonality	Monoclonal
Clone	4B11
Preservative	No Preservative
Isotype	IgG1 Kappa
Purity	IgG purified
Buffer	In 1x PBS, pH 7.4
Product Description	
Host	Mouse
Gene ID	22933
Gene Symbol	SIRT2
Species	Human
Reactivity Notes	Other species not tested.
Marker	Early Oligodendrocyte Marker
Specificity/Sensitivity	SIRT2 - sirtuin (silent mating type information regulation 2 homolog) 2 (S. cerevisiae)
Immunogen	SIRT2 (AAH03012, 128 a.a. ~ 227 a.a) partial recombinant protein with GST tag. MW of the GST tag alone is 26 KDa. YTQNIDTLERAGLEQEDLVEAHGTFYTSHCVSASCRHEYPLSWMKEKIFSEVT PKCEDCQSLVKPDIVFFGESLPARFFSCMQSDFLKVDLLLVMGTSL
Notes	This product is produced by and distributed for Abnova, a company based in Taiwan.
Product Application Details	
Applications	Western Blot, ELISA, Immunocytochemistry/ Immunofluorescence, Sandwich ELISA, Knockdown Validated
Recommended Dilutions	Western Blot 1:500, ELISA 1:100-1:2000, Immunocytochemistry/ Immunofluorescence 1:10-1:500, Sandwich ELISA, Knockdown Validated
Application Notes	Antibody reactive against recombinant protein for western blot. It has also been used for RNAi validation and ELISA and immunofluorescence.

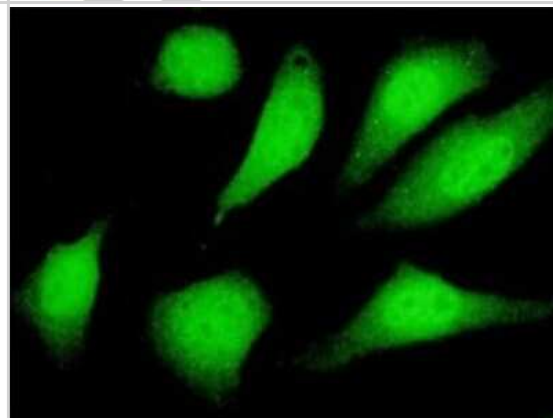


## Images

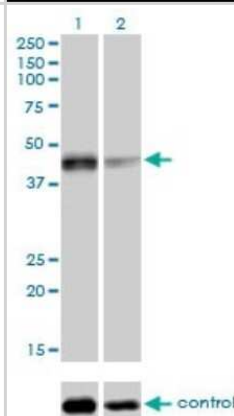
Western Blot: Sirtuin 2/SIRT2 Antibody (4B11) [H00022933-M01] - Analysis of SIRT2 expression in transfected 293T cell line by SIRT2 monoclonal antibody (M01), clone 4B11. Lane 1: SIRT2 transfected lysate(39.5 KDa). Lane 2: Non-transfected lysate.



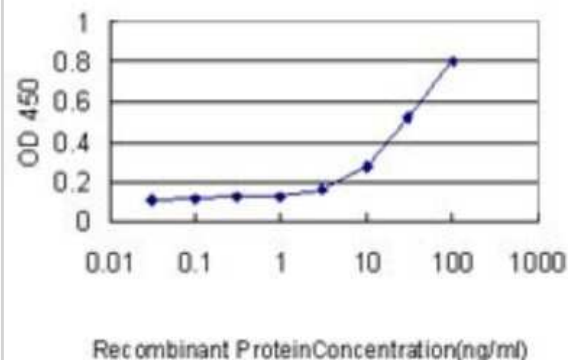
Immunocytochemistry/Immunofluorescence: Sirtuin 2/SIRT2 Antibody (4B11) [H00022933-M01] - Analysis of monoclonal antibody to SIRT2 on HeLa cell . Antibody concentration 10 ug/ml.



Western Blot: Sirtuin 2/SIRT2 Antibody (4B11) [H00022933-M01] - Analysis of SIRT2 over-expressed 293 cell line, cotransfected with SIRT2 Validated Chimera RNAi ( Cat # H00022933-R01V ) (Lane 2) or non-transfected control (Lane 1). Blot probed with SIRT2 monoclonal antibody (M01), clone 4B11 (Cat # H00022933-M01 ). GAPDH ( 36.1 kDa ) used as specificity and loading control.



Sandwich ELISA: Sirtuin 2/SIRT2 Antibody (4B11) [H00022933-M01] - Detection limit for recombinant GST tagged SIRT2 is approximately 0.1ng/ml as a capture antibody.



## Publications

Garcia-Berrocso T, Llombart V, Colas-Campas L et al. Single Cell Immuno-laser Microdissection Coupled to Label-free Proteomics to Reveal the Proteotypes of Human Brain Cells After Ischemia Mol. Cell Proteomics. 2017-11-13 [PMID: 29133510] (Human)



### **Novus Biologicals USA**

10730 E. Briarwood Avenue  
Centennial, CO 80112  
USA  
Phone: 303.730.1950  
Toll Free: 1.888.506.6887  
Fax: 303.730.1966  
nb-customerservice@bio-techne.com

### **Bio-Techne Canada**

21 Canmotor Ave  
Toronto, ON M8Z 4E6  
Canada  
Phone: 905.827.6400  
Toll Free: 855.668.8722  
Fax: 905.827.6402  
canada.inquires@bio-techne.com

### **Bio-Techne Ltd**

19 Barton Lane  
Abingdon Science Park  
Abingdon, OX14 3NB, United Kingdom  
Phone: (44) (0) 1235 529449  
Free Phone: 0800 37 34 15  
Fax: (44) (0) 1235 533420  
info.EMEA@bio-techne.com

### **General Contact Information**

www.novusbio.com  
Technical Support: nb-technical@bio-techne.com  
Orders: nb-customerservice@bio-techne.com  
General: novus@novusbio.com

### **Products Related to H00022933-M01**

---

HAF007	Goat anti-Mouse IgG Secondary Antibody [HRP]
NB720-B	Rabbit anti-Mouse IgG (H+L) Secondary Antibody [Biotin]
NBP1-43319-0.5mg	Mouse IgG1 Kappa Isotype Control (P3.6.2.8.1)
NBP1-87039PEP	Sirtuin 2/SIRT2 Recombinant Protein Antigen

---

### **Limitations**

This product is for research use only and is not approved for use in humans or in clinical diagnosis. Primary Antibodies are guaranteed for 1 year from date of receipt.

For more information on our 100% guarantee, please visit [www.novusbio.com/guarantee](http://www.novusbio.com/guarantee)

Earn gift cards/discounts by submitting a review: [www.novusbio.com/reviews/submit/H00022933-M01](http://www.novusbio.com/reviews/submit/H00022933-M01)

Earn gift cards/discounts by submitting a publication using this product:  
[www.novusbio.com/publications](http://www.novusbio.com/publications)

