

# Product Datasheet

## ZNF277 Antibody (1B2) - Azide and BSA Free H00011179-M01

Unit Size: 0.1 mg

Aliquot and store at -20C or -80C. Avoid freeze-thaw cycles.

[www.novusbio.com](http://www.novusbio.com)



[technical@novusbio.com](mailto:technical@novusbio.com)

Protocols, Publications, Related Products, Reviews, Research Tools and Images at:  
[www.novusbio.com/H00011179-M01](http://www.novusbio.com/H00011179-M01)

Updated 9/9/2025 v.20.1

Earn rewards for product  
reviews and publications.

Submit a publication at [www.novusbio.com/publications](http://www.novusbio.com/publications)

Submit a review at [www.novusbio.com/reviews/destination/H00011179-M01](http://www.novusbio.com/reviews/destination/H00011179-M01)




**H00011179-M01****ZNF277 Antibody (1B2) - Azide and BSA Free**

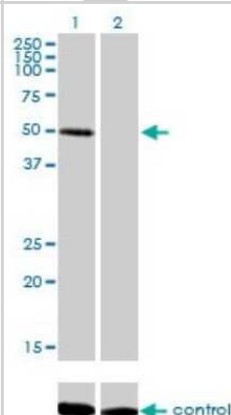
<b>Product Information</b>	
<b>Unit Size</b>	0.1 mg
<b>Concentration</b>	Concentrations vary lot to lot. See vial label for concentration. If unlisted please contact technical services.
<b>Storage</b>	Aliquot and store at -20C or -80C. Avoid freeze-thaw cycles.
<b>Clonality</b>	Monoclonal
<b>Clone</b>	1B2
<b>Preservative</b>	No Preservative
<b>Isotype</b>	IgG1 Kappa
<b>Purity</b>	IgG purified
<b>Buffer</b>	In 1x PBS, pH 7.4
<b>Product Description</b>	
<b>Description</b>	Novus Biologicals Mouse ZNF277 Antibody (1B2) - Azide and BSA Free (H00011179-M01) is a monoclonal antibody validated for use in WB and ELISA. All Novus Biologicals antibodies are covered by our 100% guarantee.
<b>Host</b>	Mouse
<b>Gene ID</b>	11179
<b>Gene Symbol</b>	ZNF277
<b>Species</b>	Human
<b>Reactivity Notes</b>	Human. Other species not tested.
<b>Specificity/Sensitivity</b>	ZNF277 - zinc finger protein 277
<b>Immunogen</b>	ZNF277 (AAH20626, 1 a.a. ~ 278 a.a) full-length recombinant protein with GST tag. MW of the GST tag alone is 26 KDa. MQEDRDGSCSTVGGVGYGDSKDCILEPLSLPESPGGTTTLEGSPSVPCIFCEE HFPVAEQDKLLKHMIIIEHKIVIADVKLVAADFQRYILYWRKRFTSQPITDFCSVIRIN STAPFEEQENYFLLCDVLPEDRILREELQKQRLREILEQQQQRNDTNFHGVC MFCNEEFLGNRSVILNHMAREHAFNIGLPDNIVNCNEFLCTLQKKLDNLQCLYC EKTFRDKNTLKDHRKKQHRKINPKNREYDRFYVINYLVRLSFHNLKFDCCSTAN KIFLRTN
<b>Notes</b>	This product is produced by and distributed for Abnova, a company based in Taiwan.
<b>Product Application Details</b>	
<b>Applications</b>	Western Blot, ELISA, Knockdown Validated
<b>Recommended Dilutions</b>	Western Blot 1:500, ELISA, Knockdown Validated
<b>Application Notes</b>	Antibody reactive against cell lysate and recombinant protein for western blot. It has also been used for RNAi validation and ELISA.

## Images

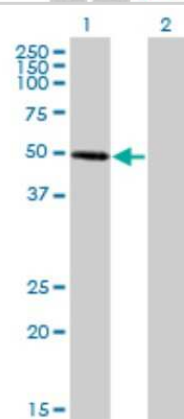
Western Blot: ZNF277 Antibody (1B2) [H00011179-M01] - ZNF277 monoclonal antibody (M01), clone 1B2 Analysis of ZNF277 expression in Jurkat.



Western Blot: ZNF277 Antibody (1B2) [H00011179-M01] - Analysis of ZNF277 over-expressed 293 cell line, cotransfected with ZNF277 Validated Chimera RNAi ( Cat # H00011179-R01V ) (Lane 2) or non-transfected control (Lane 1). Blot probed with ZNF277 monoclonal antibody (M01), clone 1B2 (Cat # H00011179-M01 ). GAPDH ( 36.1 kDa ) used as specificity and loading control.



Western Blot: ZNF277 Antibody (1B2) [H00011179-M01] - Analysis of ZNF277 expression in transfected 293T cell line by ZNF277 monoclonal antibody (M01), clone 1B2. Lane 1: ZNF277 transfected lysate(51.6 KDa). Lane 2: Non-transfected lysate.





### **Novus Biologicals USA**

10730 E. Briarwood Avenue  
Centennial, CO 80112  
USA  
Phone: 303.730.1950  
Toll Free: 1.888.506.6887  
Fax: 303.730.1966  
nb-customerservice@bio-techne.com

### **Bio-Techne Canada**

21 Canmotor Ave  
Toronto, ON M8Z 4E6  
Canada  
Phone: 905.827.6400  
Toll Free: 855.668.8722  
Fax: 905.827.6402  
canada.inquires@bio-techne.com

### **Bio-Techne Ltd**

19 Barton Lane  
Abingdon Science Park  
Abingdon, OX14 3NB, United Kingdom  
Phone: (44) (0) 1235 529449  
Free Phone: 0800 37 34 15  
Fax: (44) (0) 1235 533420  
info.EMEA@bio-techne.com

### **General Contact Information**

www.novusbio.com  
Technical Support: nb-technical@bio-techne.com  
Orders: nb-customerservice@bio-techne.com  
General: novus@novusbio.com

### **Products Related to H00011179-M01**

---

NBP2-33376H	Blue Marker Antibody (6F4-F6) [HRP]
HAF007	Goat anti-Mouse IgG Secondary Antibody [HRP]
NB7539	Goat anti-Mouse IgG (H+L) Secondary Antibody [HRP]
NBP1-43319-0.5mg	Mouse IgG1 Kappa Isotype Control (P3.6.2.8.1)

---

### **Limitations**

This product is for research use only and is not approved for use in humans or in clinical diagnosis. Primary Antibodies are guaranteed for 1 year from date of receipt.

For more information on our 100% guarantee, please visit [www.novusbio.com/guarantee](http://www.novusbio.com/guarantee)

Earn gift cards/discounts by submitting a review: [www.novusbio.com/reviews/submit/H00011179-M01](http://www.novusbio.com/reviews/submit/H00011179-M01)

Earn gift cards/discounts by submitting a publication using this product:  
[www.novusbio.com/publications](http://www.novusbio.com/publications)

