

Product Datasheet

ADRM1 Antibody (3D11) - Azide and BSA Free H00011047-M02

Unit Size: 0.1 mg

Aliquot and store at -20C or -80C. Avoid freeze-thaw cycles.

www.novusbio.com



technical@novusbio.com

Protocols, Publications, Related Products, Reviews, Research Tools and Images at:
www.novusbio.com/H00011047-M02

Updated 2/21/2025 v.20.1

Earn rewards for product
reviews and publications.

Submit a publication at www.novusbio.com/publications

Submit a review at www.novusbio.com/reviews/destination/H00011047-M02



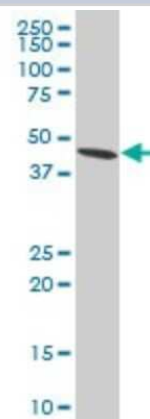
H00011047-M02

ADRM1 Antibody (3D11) - Azide and BSA Free

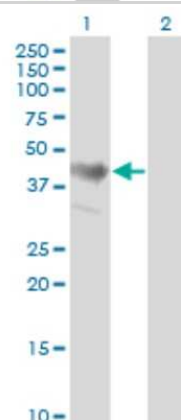
Product Information	
Unit Size	0.1 mg
Concentration	Concentrations vary lot to lot. See vial label for concentration. If unlisted please contact technical services.
Storage	Aliquot and store at -20C or -80C. Avoid freeze-thaw cycles.
Clonality	Monoclonal
Clone	3D11
Preservative	No Preservative
Isotype	IgG2b Kappa
Purity	IgG purified
Buffer	In 1x PBS, pH 7.4
Product Description	
Host	Mouse
Gene ID	11047
Gene Symbol	ADRM1
Species	Human
Specificity/Sensitivity	ADRM1 - adhesion regulating molecule 1 (3D11)
Immunogen	ADRM1 (AAH17245.1, 18 a.a. ~ 407 a.a) full-length recombinant protein with GST tag. MW of the GST tag alone is 26 KDa. ASNKYLVEFRAGKMSLKGTTVTPDKRKGLVYIQQTDDSLIHFCWKDRTSGNVE DDLIIFPDDCEFKRVPQCPSGRVYVLKFKAGSKRLFFWMQEPKTDQDEEHCRK VNEYLNPPMPGALGASGSSGHELSALGGEGGLQSLLGNMSHSQLMQLIGPA GLGGLGGLGALTGPGLASLLGSSGPPGSSSSSSSSRSQSAAVTPSSTTSSTRAT PAPSAPAAASATSPSPAPSSGNGASTAASPTQPIQLSDLQSILATMNVPA GPAG GQQVDLASVLAPEIMAPILANADVQERLLPYLPSGESLPQTAD EIQNTLTSPQF QQALGMFSAALASGQLGPLMCQFGLPAEAVEAANKGDVEAFKAMQNNAKP EQKEGDTKDKKDEEEDMSLD
Notes	This product is produced by and distributed for Abnova, a company based in Taiwan.
Product Application Details	
Applications	Western Blot, ELISA, Sandwich ELISA
Recommended Dilutions	Western Blot 1:500, ELISA, Sandwich ELISA
Application Notes	Antibody reactive against cell lysate and recombinant protein for western blot. It has also been used for ELISA.

Images

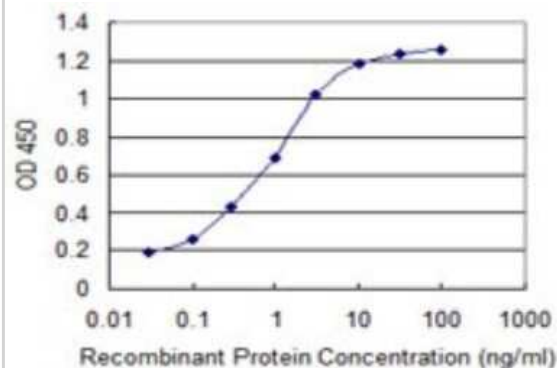
Western Blot: ADRM1 Antibody (3D11) [H00011047-M02] - ADRM1 monoclonal antibody (M02), clone 3D11. Analysis of ADRM1 expression in HeLa.



Western Blot: ADRM1 Antibody (3D11) [H00011047-M02] - Analysis of ADRM1 expression in transfected 293T cell line by ADRM1 monoclonal antibody (M02), clone 3D11. Lane 1: ADRM1 transfected lysate (42.2 kDa). Lane 2: Non-transfected lysate.



Sandwich ELISA: ADRM1 Antibody (3D11) [H00011047-M02] - Detection limit for recombinant GST tagged ADRM1 is 0.03 ng/ml as a capture antibody.





Novus Biologicals USA

10730 E. Briarwood Avenue
Centennial, CO 80112
USA
Phone: 303.730.1950
Toll Free: 1.888.506.6887
Fax: 303.730.1966
nb-customerservice@bio-techne.com

Bio-Techne Canada

21 Canmotor Ave
Toronto, ON M8Z 4E6
Canada
Phone: 905.827.6400
Toll Free: 855.668.8722
Fax: 905.827.6402
canada.inquires@bio-techne.com

Bio-Techne Ltd

19 Barton Lane
Abingdon Science Park
Abingdon, OX14 3NB, United Kingdom
Phone: (44) (0) 1235 529449
Free Phone: 0800 37 34 15
Fax: (44) (0) 1235 533420
info.EMEA@bio-techne.com

General Contact Information

www.novusbio.com
Technical Support: nb-technical@bio-techne.com
Orders: nb-customerservice@bio-techne.com
General: novus@novusbio.com

Products Related to H00011047-M02

HAF007	Goat anti-Mouse IgG Secondary Antibody [HRP]
NB720-B	Rabbit anti-Mouse IgG (H+L) Secondary Antibody [Biotin]
NBP1-43317-0.5mg	Mouse IgG2b Kappa Light Chain Isotype Control (MG2b)
NBP1-99027-50ug	Recombinant Human ADRM1 His Protein

Limitations

This product is for research use only and is not approved for use in humans or in clinical diagnosis. Primary Antibodies are guaranteed for 1 year from date of receipt.

For more information on our 100% guarantee, please visit www.novusbio.com/guarantee

Earn gift cards/discounts by submitting a review: www.novusbio.com/reviews/submit/H00011047-M02

Earn gift cards/discounts by submitting a publication using this product:
www.novusbio.com/publications

