

Product Datasheet

AHCYL1 Antibody (5D6) - Azide and BSA Free H00010768-M05

Unit Size: 0.1 mg

Aliquot and store at -20C or -80C. Avoid freeze-thaw cycles.

www.novusbio.com



technical@novusbio.com

Publications: 2

Protocols, Publications, Related Products, Reviews, Research Tools and Images at:
www.novusbio.com/H00010768-M05

Updated 2/21/2025 v.20.1

Earn rewards for product
reviews and publications.

Submit a publication at www.novusbio.com/publications

Submit a review at www.novusbio.com/reviews/destination/H00010768-M05



H00010768-M05


AHCYL1 Antibody (5D6) - Azide and BSA Free

Product Information	
Unit Size	0.1 mg
Concentration	Concentrations vary lot to lot. See vial label for concentration. If unlisted please contact technical services.
Storage	Aliquot and store at -20C or -80C. Avoid freeze-thaw cycles.
Clonality	Monoclonal
Clone	5D6
Preservative	No Preservative
Isotype	IgG2b Kappa
Purity	IgG purified
Buffer	In 1x PBS, pH 7.4
Product Description	
Host	Mouse
Gene ID	10768
Gene Symbol	AHCYL1
Species	Human, Rat
Specificity/Sensitivity	AHCYL1 - S-adenosylhomocysteine hydrolase-like 1
Immunogen	AHCYL1 (NP_006612, 1 a.a. ~ 101 a.a) partial recombinant protein with GST tag. MW of the GST tag alone is 26 KDa. MSMPDAMPLPGVGEELKQAKEIEDAEKYSFMATVTKAPKKQIQFADDMQEFTK FPTKTGRRSLRSISQSSTDSYSSAASYTDSSDDEVSPREKQQTNSKG
Notes	This product is produced by and distributed for Abnova, a company based in Taiwan.
Product Application Details	
Applications	Western Blot, ELISA, Immunohistochemistry, Immunohistochemistry-Paraffin
Recommended Dilutions	Western Blot 1:500, ELISA, Immunohistochemistry, Immunohistochemistry-Paraffin
Application Notes	Antibody reactive against cell lysate, transfected lysate and recombinant protein for Western Blot. Has also been used for immunohistochemistry (paraffin) and ELISA.

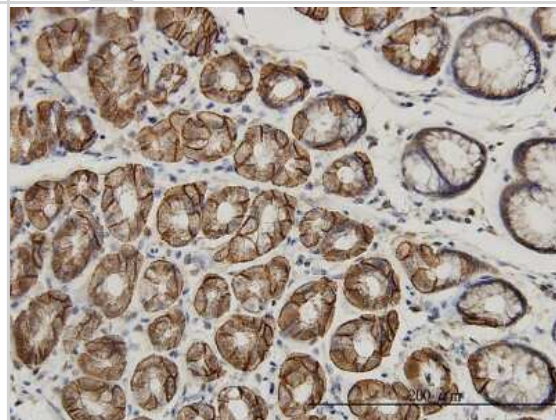


Images

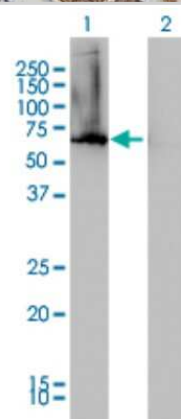
Western Blot: AHCYL1 Antibody (5D6) [H00010768-M05] - Analysis of AHCYL1 expression in HeLa (Cat # L013V1).



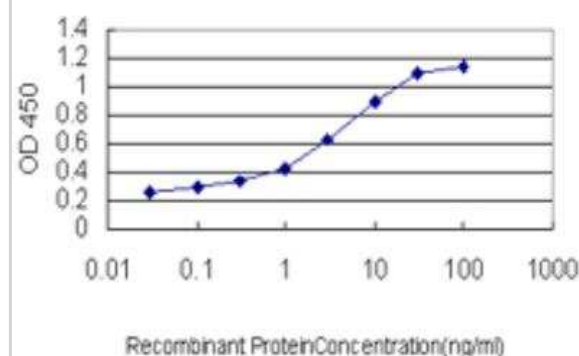
Immunohistochemistry-Paraffin: AHCYL1 Antibody (5D6) [H00010768-M05] - Analysis of monoclonal antibody to AHCYL1 on formalin-fixed paraffin-embedded human stomach. Antibody concentration 3 ug/ml



Western Blot: AHCYL1 Antibody (5D6) [H00010768-M05] - Analysis of AHCYL1 expression in transfected 293T cell line by AHCYL1 monoclonal antibody (M05), clone 5D6. Lane 1: AHCYL1 transfected lysate (69 KDa). Lane 2: Non-transfected lysate.



ELISA: AHCYL1 Antibody (5D6) [H00010768-M05] - Detection limit for recombinant GST tagged AHCYL1 is approximately 0.1ng/ml as a capture antibody.



Publications

He P, Zhao L, Zhu L et al. Restoration of Na⁺/H⁺ exchanger NHE3-containing macrocomplexes ameliorates diabetes-associated fluid loss. J Clin Invest 2015-09-01 [PMID: 26258413]

Scicchitano MS, Dalmas DA, Boyce RW et al. Protein extraction of formalin-fixed, paraffin-embedded tissue enables robust proteomic profiles by mass spectrometry. J Histochem Cytochem 2009-09-01 [PMID: 19471015]





Novus Biologicals USA

10730 E. Briarwood Avenue
Centennial, CO 80112
USA
Phone: 303.730.1950
Toll Free: 1.888.506.6887
Fax: 303.730.1966
nb-customerservice@bio-techne.com

Bio-Techne Canada

21 Canmotor Ave
Toronto, ON M8Z 4E6
Canada
Phone: 905.827.6400
Toll Free: 855.668.8722
Fax: 905.827.6402
canada.inquires@bio-techne.com

Bio-Techne Ltd

19 Barton Lane
Abingdon Science Park
Abingdon, OX14 3NB, United Kingdom
Phone: (44) (0) 1235 529449
Free Phone: 0800 37 34 15
Fax: (44) (0) 1235 533420
info.EMEA@bio-techne.com

General Contact Information

www.novusbio.com
Technical Support: nb-technical@bio-techne.com
Orders: nb-customerservice@bio-techne.com
General: novus@novusbio.com

Products Related to H00010768-M05

HAF007	Goat anti-Mouse IgG Secondary Antibody [HRP]
NB720-B	Rabbit anti-Mouse IgG (H+L) Secondary Antibody [Biotin]
NBP1-43317-0.5mg	Mouse IgG2b Kappa Light Chain Isotype Control (MG2b)
H00010768-P01-10ug	Recombinant Human AHCYL1 GST (N-Term) Protein

Limitations

This product is for research use only and is not approved for use in humans or in clinical diagnosis. Primary Antibodies are guaranteed for 1 year from date of receipt.

For more information on our 100% guarantee, please visit www.novusbio.com/guarantee

Earn gift cards/discounts by submitting a review: www.novusbio.com/reviews/submit/H00010768-M05

Earn gift cards/discounts by submitting a publication using this product:
www.novusbio.com/publications

