

# Product Datasheet

## RAI1 Antibody (6H5) - Azide and BSA Free H00010743-M01-100ug

Unit Size: 100 ug

Aliquot and store at -20C or -80C. Avoid freeze-thaw cycles.

[www.novusbio.com](http://www.novusbio.com)



[technical@novusbio.com](mailto:technical@novusbio.com)

Protocols, Publications, Related Products, Reviews, Research Tools and Images at:  
[www.novusbio.com/H00010743-M01-100ug](http://www.novusbio.com/H00010743-M01-100ug)

Updated 9/9/2025 v.20.1

Earn rewards for product  
reviews and publications.

Submit a publication at [www.novusbio.com/publications](http://www.novusbio.com/publications)

Submit a review at [www.novusbio.com/reviews/destination/H00010743-M01-100ug](http://www.novusbio.com/reviews/destination/H00010743-M01-100ug)



**H00010743-M01-100ug**

RAI1 Antibody (6H5) - Azide and BSA Free

Product Information	
Unit Size	100 ug
Concentration	Concentrations vary lot to lot. See vial label for concentration. If unlisted please contact technical services.
Storage	Aliquot and store at -20C or -80C. Avoid freeze-thaw cycles.
Clonality	Monoclonal
Clone	6H5
Preservative	No Preservative
Isotype	IgG2a Kappa
Purity	Protein A or G purified
Buffer	In 1x PBS, pH 7.4

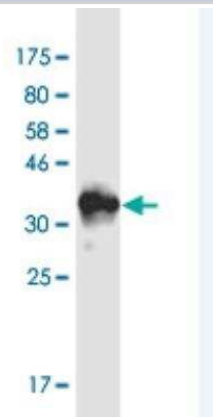
Product Description	
Description	Novus Biologicals Mouse RAI1 Antibody (6H5) - Azide and BSA Free (H00010743-M01-100ug) is a monoclonal antibody validated for use in WB and ELISA. All Novus Biologicals antibodies are covered by our 100% guarantee.
Host	Mouse
Gene ID	10743
Gene Symbol	RAI1
Species	Human
Immunogen	RAI1 (NP_109590.3, 1 a.a. ~ 101 a.a) partial recombinant protein with GST tag. MW of the GST tag alone is 26 KDa. MQSFRERC GFH GKQ QNYQQTSQETSRL ENYRQPSQAGLSCDRQRL LAKDYY NPQPYP SYEGGAGTPSGTAAVAADKYHRGSKALPTQQGLQGRPAFPGYG
Notes	This product is produced by and distributed for Abnova, a company based in Taiwan.

Product Application Details	
Applications	Western Blot, ELISA
Recommended Dilutions	Western Blot 1:100-1:2000, ELISA 1:100-1:2000




## Images

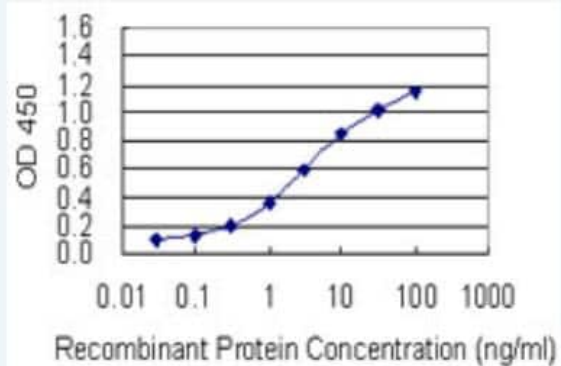
Western Blot: RAI1 Antibody (6H5) [H00010743-M01-100ug] - Detection against Immunogen (36.85 KDa) .



Western Blot: RAI1 Antibody (6H5) [H00010743-M01-100ug] - Monoclonal antibody (M01), clone 6H5. Western Blot analysis of RAI1 expression in Hela S3 NE.



ELISA: RAI1 Antibody (6H5) [H00010743-M01-100ug] - Detection limit for recombinant GST tagged RAI1 is 0.1 ng/ml as a capture antibody.





### **Novus Biologicals USA**

10730 E. Briarwood Avenue  
Centennial, CO 80112  
USA  
Phone: 303.730.1950  
Toll Free: 1.888.506.6887  
Fax: 303.730.1966  
nb-customerservice@bio-techne.com

### **Bio-Techne Canada**

21 Canmotor Ave  
Toronto, ON M8Z 4E6  
Canada  
Phone: 905.827.6400  
Toll Free: 855.668.8722  
Fax: 905.827.6402  
canada.inquires@bio-techne.com

### **Bio-Techne Ltd**

19 Barton Lane  
Abingdon Science Park  
Abingdon, OX14 3NB, United Kingdom  
Phone: (44) (0) 1235 529449  
Free Phone: 0800 37 34 15  
Fax: (44) (0) 1235 533420  
info.EMEA@bio-techne.com

### **General Contact Information**

www.novusbio.com  
Technical Support: nb-technical@bio-techne.com  
Orders: nb-customerservice@bio-techne.com  
General: novus@novusbio.com

### **Products Related to H00010743-M01-100ug**

---

NBP2-33376H	Blue Marker Antibody (6F4-F6) [HRP]
HAF007	Goat anti-Mouse IgG Secondary Antibody [HRP]
NB7539	Goat anti-Mouse IgG (H+L) Secondary Antibody [HRP]
NBP1-96981-0.5mg	Mouse IgG2a Kappa Isotype Control (M2AK)

---

### **Limitations**

This product is for research use only and is not approved for use in humans or in clinical diagnosis. Primary Antibodies are guaranteed for 1 year from date of receipt.

For more information on our 100% guarantee, please visit [www.novusbio.com/guarantee](http://www.novusbio.com/guarantee)

Earn gift cards/discounts by submitting a review: [www.novusbio.com/reviews/submit/H00010743-M01-100ug](http://www.novusbio.com/reviews/submit/H00010743-M01-100ug)

Earn gift cards/discounts by submitting a publication using this product:  
[www.novusbio.com/publications](http://www.novusbio.com/publications)

