

Product Datasheet

CaMKK2 Antibody - Azide and BSA Free H00010645-D01P

Unit Size: 0.1 mg

Aliquot and store at -20C or -80C. Avoid freeze-thaw cycles.

www.novusbio.com



technical@novusbio.com

Protocols, Publications, Related Products, Reviews, Research Tools and Images at:
www.novusbio.com/H00010645-D01P

Updated 2/21/2025 v.20.1

Earn rewards for product
reviews and publications.

Submit a publication at www.novusbio.com/publications

Submit a review at www.novusbio.com/reviews/destination/H00010645-D01P




H00010645-D01P

CaMKK2 Antibody - Azide and BSA Free

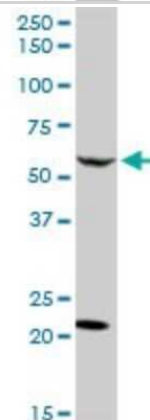
Product Information	
Unit Size	0.1 mg
Concentration	Concentrations vary lot to lot. See vial label for concentration. If unlisted please contact technical services.
Storage	Aliquot and store at -20C or -80C. Avoid freeze-thaw cycles.
Clonality	Polyclonal
Preservative	No Preservative
Isotype	IgG
Purity	Protein A purified
Buffer	PBS (pH 7.4)
Product Description	
Host	Rabbit
Gene ID	10645
Gene Symbol	CAMKK2
Species	Human, Mouse
Specificity/Sensitivity	CAMKK2 - calcium/calmodulin-dependent protein kinase kinase 2, beta,
Immunogen	CAMKK2 (NP_705719.2, 1 a.a. - 541 a.a.) full-length human protein. MSSCVSSSQPSSNRAAPQDELGGRGSSSSSESQKPCEALRGLSSLSIHLGMESFI VVTECEPGCAVDLGLARDRPLEADGQEVPLDTSGSQARPHLSGRKLSLQERS QGGLAAGGSLDMNGRCICPSLPYSPVSSPQSSPRLPRRPTVESHHSITGMQ DCVQLNQYTLKDEIGKGSYGVVKLAYNENDNTYYAMKVLSSKKLIRQAGFRR PPPRGTRPAPGGCIQPRGPIEQVYQEIAILKKLDHPNVVKLVEVLDDPNEDHLY MVFELVNQGPVMEVPTLKPLSEDQARFYFQDLIKGIEYLHYQKIIHRDIKPSNLL VGEDGHIKIADFGVSNEFKGSDALLSNTVGTAPAFMAPESLSETRKIFSGKALDV WAMGVTLYCFVFGQCPFMDERIMCLHSKIKSQALEFPDQPDIAEDLKDILTRML DKNPESRIVVPEIKLHPWVTRHGAEPLPSEDENCTLVEVTEEEVENSVKHIPSL ATVILVKTMRKRSFGNPFEGSRREERSLSAPGNLLTKQGS EDNLQGTDP PPV GEEEVLL
Notes	This product is produced by and distributed for Abnova, a company based in Taiwan.
Product Application Details	
Applications	Western Blot
Recommended Dilutions	Western Blot 1:500
Application Notes	Antibody reactive against Recombinant Protein with GST tag on ELISA and Western Blot and also on transfected lysate in western blot. GST tag alone is used as a negative control.

Images

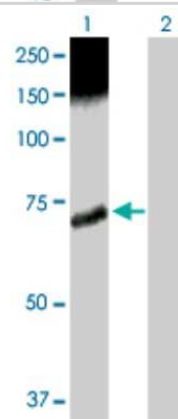
Western Blot: CaMKK2 Antibody [H00010645-D01P] - Analysis of CAMKK2 expression in mouse kidney.



Western Blot: CaMKK2 Antibody [H00010645-D01P] - Analysis of CAMKK2 expression in HeLa.



Western Blot: CaMKK2 Antibody [H00010645-D01P] - Analysis of CAMKK2 expression in transfected 293T cell line by CAMKK2 polyclonal antibody. Lane 1: CAMKK2 transfected lysate (59.60 kDa). Lane 2: Non-transfected lysate.





Novus Biologicals USA

10730 E. Briarwood Avenue
Centennial, CO 80112
USA
Phone: 303.730.1950
Toll Free: 1.888.506.6887
Fax: 303.730.1966
nb-customerservice@bio-techne.com

Bio-Techne Canada

21 Canmotor Ave
Toronto, ON M8Z 4E6
Canada
Phone: 905.827.6400
Toll Free: 855.668.8722
Fax: 905.827.6402
canada.inquires@bio-techne.com

Bio-Techne Ltd

19 Barton Lane
Abingdon Science Park
Abingdon, OX14 3NB, United Kingdom
Phone: (44) (0) 1235 529449
Free Phone: 0800 37 34 15
Fax: (44) (0) 1235 533420
info.EMEA@bio-techne.com

General Contact Information

www.novusbio.com
Technical Support: nb-technical@bio-techne.com
Orders: nb-customerservice@bio-techne.com
General: novus@novusbio.com

Products Related to H00010645-D01P

HAF008	Goat anti-Rabbit IgG Secondary Antibody [HRP]
NB7160	Goat anti-Rabbit IgG (H+L) Secondary Antibody [HRP]
NBP2-24891	Rabbit IgG Isotype Control
NBP3-17692PEP	CaMKK2 Recombinant Protein Antigen

Limitations

This product is for research use only and is not approved for use in humans or in clinical diagnosis. Primary Antibodies are guaranteed for 1 year from date of receipt.

For more information on our 100% guarantee, please visit www.novusbio.com/guarantee

Earn gift cards/discounts by submitting a review: www.novusbio.com/reviews/submit/H00010645-D01P

Earn gift cards/discounts by submitting a publication using this product:
www.novusbio.com/publications

