

Product Datasheet

ANP32B Antibody (8E10) - Azide and BSA Free H00010541-M05

Unit Size: 0.1 mg

Aliquot and store at -20C or -80C. Avoid freeze-thaw cycles.

www.novusbio.com



technical@novusbio.com

Protocols, Publications, Related Products, Reviews, Research Tools and Images at:
www.novusbio.com/H00010541-M05

Updated 2/21/2025 v.20.1

Earn rewards for product
reviews and publications.

Submit a publication at www.novusbio.com/publications

Submit a review at www.novusbio.com/reviews/destination/H00010541-M05



H00010541-M05

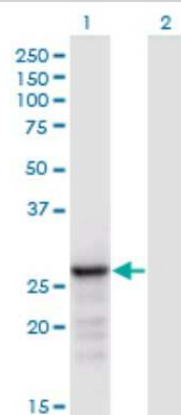
ANP32B Antibody (8E10) - Azide and BSA Free

Product Information	
Unit Size	0.1 mg
Concentration	Concentrations vary lot to lot. See vial label for concentration. If unlisted please contact technical services.
Storage	Aliquot and store at -20C or -80C. Avoid freeze-thaw cycles.
Clonality	Monoclonal
Clone	8E10
Preservative	No Preservative
Isotype	IgG2a Kappa
Purity	IgG purified
Buffer	In 1x PBS, pH 7.4
Product Description	
Host	Mouse
Gene ID	10541
Gene Symbol	ANP32B
Species	Human
Specificity/Sensitivity	This product is specific for Human ANP32B monoclonal antibody (M05), clone 8E10 [Gene ID: 10541].
Immunogen	ANP32B (NP_006392.1, 1 a.a. ~ 251 a.a) full-length recombinant protein with GST tag. MW of the GST tag alone is 26 KDa. MDMKRRIHLELRNRTPAAVRELVDNCKSNDGKIEGLTAEFVNLEFLSLINVGLI SVSNLPKLPKLLKLELSENRIFFGLDMLAEKLPNLTHLNLSGNKLDISTLEPLK KLECLKSLDLFNCEVTNLNDYRESVFKLLPQLTYLDGYDREDQEAPDSDAEVD GVDEEEDEEGEDEDDEDEDGEEEFDEEDEDDEDVEGDEDDDEVSEEEE EFGLEDEDEDEDEDEEEEGGKGEKRKRETDDEGEDD
Notes	This product is produced by and distributed for Abnova, a company based in Taiwan.
Product Application Details	
Applications	Western Blot, ELISA, Immunocytochemistry/ Immunofluorescence
Recommended Dilutions	Western Blot, ELISA, Immunocytochemistry/ Immunofluorescence
Application Notes	Mouse monoclonal antibody raised against a full-length recombinant ANP32B.

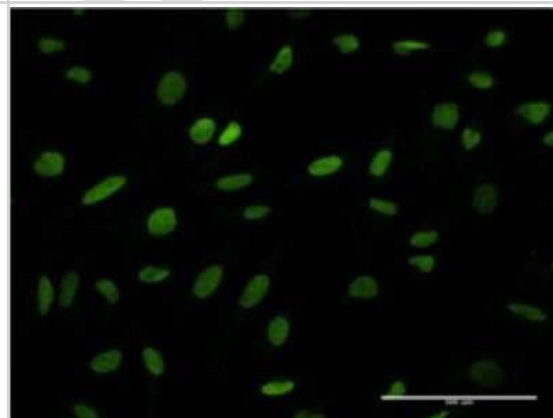


Images

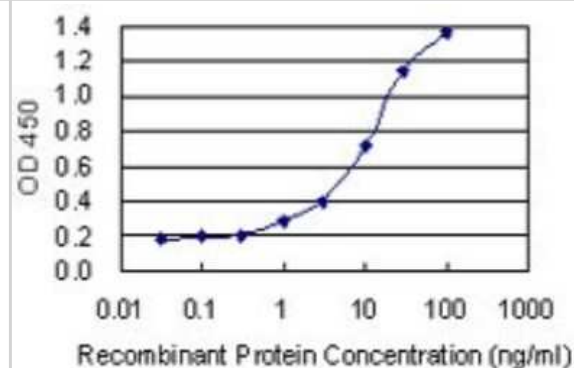
Western Blot: ANP32B Antibody (8E10) [H00010541-M05] - Analysis of ANP32B expression in transfected 293T cell line by ANP32B monoclonal antibody (M05), clone 8E10. Lane 1: ANP32B transfected lysate (Predicted MW: 28.8 KDa). Lane 2: Non-transfected lysate.



Immunocytochemistry/Immunofluorescence: ANP32B Antibody (8E10) [H00010541-M05] - Analysis of monoclonal antibody to ANP32B on HeLa cell. Antibody concentration 10 ug/ml



ELISA: ANP32B Antibody (8E10) [H00010541-M05] - Detection limit for recombinant GST tagged ANP32B is 0.3 ng/ml as a capture antibody.





Novus Biologicals USA

10730 E. Briarwood Avenue
Centennial, CO 80112
USA
Phone: 303.730.1950
Toll Free: 1.888.506.6887
Fax: 303.730.1966
nb-customerservice@bio-techne.com

Bio-Techne Canada

21 Canmotor Ave
Toronto, ON M8Z 4E6
Canada
Phone: 905.827.6400
Toll Free: 855.668.8722
Fax: 905.827.6402
canada.inquires@bio-techne.com

Bio-Techne Ltd

19 Barton Lane
Abingdon Science Park
Abingdon, OX14 3NB, United Kingdom
Phone: (44) (0) 1235 529449
Free Phone: 0800 37 34 15
Fax: (44) (0) 1235 533420
info.EMEA@bio-techne.com

General Contact Information

www.novusbio.com
Technical Support: nb-technical@bio-techne.com
Orders: nb-customerservice@bio-techne.com
General: novus@novusbio.com

Products Related to H00010541-M05

HAF007	Goat anti-Mouse IgG Secondary Antibody [HRP]
NB720-B	Rabbit anti-Mouse IgG (H+L) Secondary Antibody [Biotin]
NBP1-96981-0.5mg	Mouse IgG2a Kappa Isotype Control (M2AK)
NB100-56369PEP	ANP32B Antibody Blocking Peptide

Limitations

This product is for research use only and is not approved for use in humans or in clinical diagnosis. Primary Antibodies are guaranteed for 1 year from date of receipt.

For more information on our 100% guarantee, please visit www.novusbio.com/guarantee

Earn gift cards/discounts by submitting a review: www.novusbio.com/reviews/submit/H00010541-M05

Earn gift cards/discounts by submitting a publication using this product:
www.novusbio.com/publications

