

Product Datasheet

ORP150/HSP12A Antibody (6F7) - Azide and BSA Free H00010525-M01

Unit Size: 0.1 mg

Aliquot and store at -20C or -80C. Avoid freeze-thaw cycles.

www.novusbio.com



technical@novusbio.com

Publications: 3

Protocols, Publications, Related Products, Reviews, Research Tools and Images at:
www.novusbio.com/H00010525-M01

Updated 9/9/2025 v.20.1

Earn rewards for product
reviews and publications.

Submit a publication at www.novusbio.com/publications

Submit a review at www.novusbio.com/reviews/destination/H00010525-M01




H00010525-M01

ORP150/HSP12A Antibody (6F7) - Azide and BSA Free

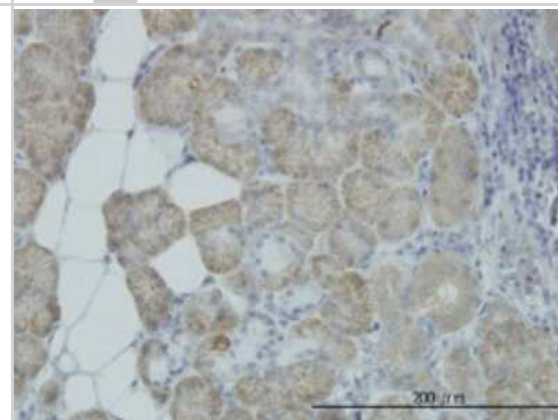
Product Information	
Unit Size	0.1 mg
Concentration	Concentrations vary lot to lot. See vial label for concentration. If unlisted please contact technical services.
Storage	Aliquot and store at -20C or -80C. Avoid freeze-thaw cycles.
Clonality	Monoclonal
Clone	6F7
Preservative	No Preservative
Isotype	IgG1 Kappa
Purity	IgG purified
Buffer	In 1x PBS, pH 7.4
Product Description	
Description	Novus Biologicals Mouse ORP150/HSP12A Antibody (6F7) - Azide and BSA Free (H00010525-M01) is a monoclonal antibody validated for use in IHC, WB, ELISA and ICC/IF. Anti-ORP150/HSP12A Antibody: Cited in 3 publications. All Novus Biologicals antibodies are covered by our 100% guarantee.
Host	Mouse
Gene ID	10525
Gene Symbol	HYOU1
Species	Human
Reactivity Notes	Other species not tested.
Specificity/Sensitivity	HYOU1 - hypoxia up-regulated 1
Immunogen	HYOU1 (NP_006380, 901 a.a. ~ 999 a.a) partial recombinant protein with GST tag. MW of the GST tag alone is 26 KDa. EVQYLLNKAKFTKPRPRPKDKNGTRAEPPLNASASDQGEKVIPPAGQTEDAEP ISEPEKVETGSEPGDTEPLELGGPGAEPQKEQSTGQKRPLKNDEL
Notes	This product is produced by and distributed for Abnova, a company based in Taiwan.
Product Application Details	
Applications	Western Blot, Immunohistochemistry-Paraffin, ELISA, Immunocytochemistry/ Immunofluorescence, Immunohistochemistry, Microarray
Recommended Dilutions	Western Blot 1:500, ELISA 1:100-1:2000, Immunohistochemistry 1:10-1:500, Immunocytochemistry/ Immunofluorescence, Immunohistochemistry-Paraffin 1:10-1:500, Microarray
Application Notes	Antibody reactive against cell lysate and recombinant protein for Western Blot. Has also been used for immunohistochemistry (paraffin) and ELISA.

Images

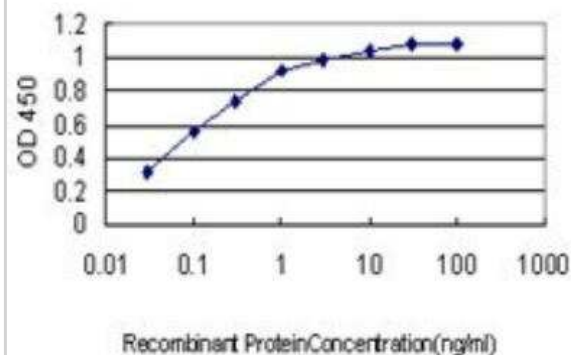
Western Blot: ORP150/HSP12A Antibody (6F7) [H00010525-M01] - HYOU1 monoclonal antibody (M01), clone 6F7 Analysis of HYOU1 expression in MCF-7.



Immunohistochemistry-Paraffin: ORP150/HSP12A Antibody (6F7) [H00010525-M01] - Analysis of monoclonal antibody to HYOU1 on formalin-fixed paraffin-embedded human salivary gland. Antibody concentration 1 ug/ml.



ELISA: ORP150/HSP12A Antibody (6F7) [H00010525-M01] - Detection limit for recombinant GST tagged HYOU1 is approximately 0.03ng/ml as a capture antibody.



Publications

Yoshida Y, Yamashita T, Nagano K et al. Limited expression of reticulocalbin-1 in lymphatic endothelial cells in lung tumor but not in normal lung. *Biochem Biophys Res Commun*. 2011-01-25 [PMID: 21272564]

Lindenmeyer MT, Rastaldi MP, Ikehata M et al. Proteinuria and Hyperglycemia Induce Endoplasmic Reticulum Stress. *J Am Soc Nephrol* 2008-09-05 [PMID: 18776125]

Liu R, Li Z, Bai S et al. Mechanism of cancer cell adaptation to metabolic stress: proteomics identification of a novel thyroid hormone mediated gastric carcinogenic signaling pathway. *Mol Cell Proteomics*;8(1):70-85. 2009-01-01 [PMID: 18723843]



Novus Biologicals USA

10730 E. Briarwood Avenue
Centennial, CO 80112
USA
Phone: 303.730.1950
Toll Free: 1.888.506.6887
Fax: 303.730.1966
nb-customerservice@bio-techne.com

Bio-Techne Canada

21 Canmotor Ave
Toronto, ON M8Z 4E6
Canada
Phone: 905.827.6400
Toll Free: 855.668.8722
Fax: 905.827.6402
canada.inquires@bio-techne.com

Bio-Techne Ltd

19 Barton Lane
Abingdon Science Park
Abingdon, OX14 3NB, United Kingdom
Phone: (44) (0) 1235 529449
Free Phone: 0800 37 34 15
Fax: (44) (0) 1235 533420
info.EMEA@bio-techne.com

General Contact Information

www.novusbio.com
Technical Support: nb-technical@bio-techne.com
Orders: nb-customerservice@bio-techne.com
General: novus@novusbio.com

Products Related to H00010525-M01

NBP2-33376H	Blue Marker Antibody (6F4-F6) [HRP]
HAF007	Goat anti-Mouse IgG Secondary Antibody [HRP]
NB7539	Goat anti-Mouse IgG (H+L) Secondary Antibody [HRP]
NBP1-43319-0.5mg	Mouse IgG1 Kappa Isotype Control (P3.6.2.8.1)

Limitations

This product is for research use only and is not approved for use in humans or in clinical diagnosis. Primary Antibodies are guaranteed for 1 year from date of receipt.

For more information on our 100% guarantee, please visit www.novusbio.com/guarantee

Earn gift cards/discounts by submitting a review: www.novusbio.com/reviews/submit/H00010525-M01

Earn gift cards/discounts by submitting a publication using this product:
www.novusbio.com/publications

