

# Product Datasheet

## TESK2 Antibody (5H4) - Azide and BSA Free H00010420-M04

Unit Size: 0.1 mg

Aliquot and store at -20C or -80C. Avoid freeze-thaw cycles.

[www.novusbio.com](http://www.novusbio.com)



[technical@novusbio.com](mailto:technical@novusbio.com)

Protocols, Publications, Related Products, Reviews, Research Tools and Images at:  
[www.novusbio.com/H00010420-M04](http://www.novusbio.com/H00010420-M04)

Updated 9/9/2025 v.20.1

Earn rewards for product  
reviews and publications.

Submit a publication at [www.novusbio.com/publications](http://www.novusbio.com/publications)

Submit a review at [www.novusbio.com/reviews/destination/H00010420-M04](http://www.novusbio.com/reviews/destination/H00010420-M04)



**H00010420-M04**

TESK2 Antibody (5H4) - Azide and BSA Free

Product Information	
Unit Size	0.1 mg
Concentration	Concentrations vary lot to lot. See vial label for concentration. If unlisted please contact technical services.
Storage	Aliquot and store at -20C or -80C. Avoid freeze-thaw cycles.
Clonality	Monoclonal
Clone	5H4
Preservative	No Preservative
Isotype	IgG1 Kappa
Purity	IgG purified
Buffer	In 1x PBS, pH 7.4
Product Description	
Description	Novus Biologicals Mouse TESK2 Antibody (5H4) - Azide and BSA Free (H00010420-M04) is a monoclonal antibody validated for use in IHC, WB, ELISA and ICC/IF. All Novus Biologicals antibodies are covered by our 100% guarantee.
Host	Mouse
Gene ID	10420
Gene Symbol	TESK2
Species	Human
Reactivity Notes	Human. Other species not tested.
Specificity/Sensitivity	TESK2 - testis-specific kinase 2
Immunogen	TESK2 (AAH33085, 405 a.a. ~ 542 a.a) partial recombinant protein with GST tag. MW of the GST tag alone is 26 KDa. GPGTMPLADWQEPLAPPIRRWCSLPGSPEFLHQEACPFVGREESLSDGPPPR LSSLKYRVKEIPFRASALPAAQAHEAMDSCILQEENGFGSRPQGTSPCPAGA SEEMEVEERPAGSTPATFSTSGIGLQTQGKQDG
Notes	This product is produced by and distributed for Abnova, a company based in Taiwan.
Product Application Details	
Applications	Western Blot, Immunohistochemistry-Paraffin, ELISA, Immunocytochemistry/Immunofluorescence, Immunohistochemistry
Recommended Dilutions	Western Blot 1:500, ELISA, Immunohistochemistry, Immunocytochemistry/Immunofluorescence, Immunohistochemistry-Paraffin
Application Notes	Antibody reactive against transfected lysate and recombinant protein for Western Blot. Has also been used for immunohistochemistry (paraffin) and ELISA.

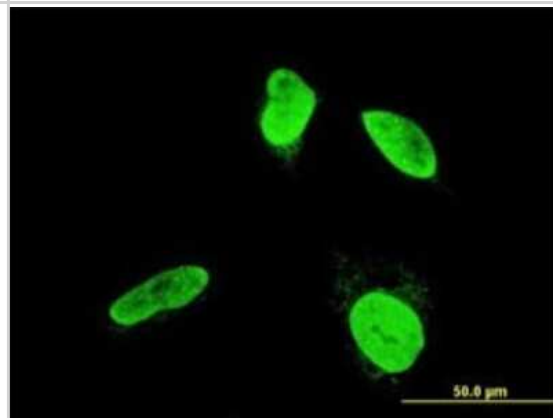


## Images

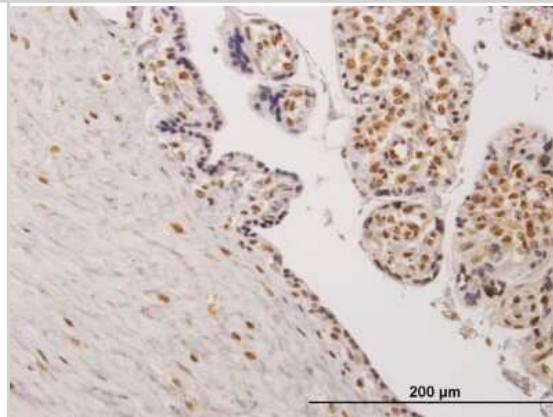
Western Blot: TESK2 Antibody (5H4) [H00010420-M04] - Analysis of TESK2 expression in transfected 293T cell line by TESK2 monoclonal antibody (M04), clone 5H4. Lane 1: TESK2 transfected lysate (60.3 KDa). Lane 2: Non-transfected lysate.



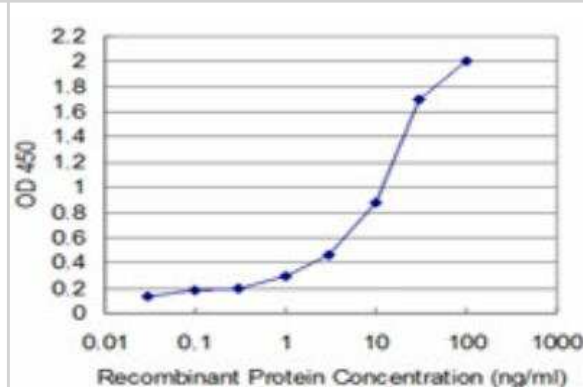
Immunocytochemistry/Immunofluorescence: TESK2 Antibody (5H4) [H00010420-M04] - Analysis of monoclonal antibody to TESK2 on HeLa cell. Antibody concentration 10 ug/ml



Immunohistochemistry-Paraffin: TESK2 Antibody (5H4) [H00010420-M04] - Analysis of monoclonal antibody to TESK2 on formalin-fixed paraffin-embedded human placenta. Antibody concentration 0.5 ug/ml



ELISA: TESK2 Antibody (5H4) [H00010420-M04] - Detection limit for recombinant GST tagged TESK2 is approximately 0.1ng/ml as a capture antibody.





### **Novus Biologicals USA**

10730 E. Briarwood Avenue  
Centennial, CO 80112  
USA  
Phone: 303.730.1950  
Toll Free: 1.888.506.6887  
Fax: 303.730.1966  
nb-customerservice@bio-techne.com

### **Bio-Techne Canada**

21 Canmotor Ave  
Toronto, ON M8Z 4E6  
Canada  
Phone: 905.827.6400  
Toll Free: 855.668.8722  
Fax: 905.827.6402  
canada.inquires@bio-techne.com

### **Bio-Techne Ltd**

19 Barton Lane  
Abingdon Science Park  
Abingdon, OX14 3NB, United Kingdom  
Phone: (44) (0) 1235 529449  
Free Phone: 0800 37 34 15  
Fax: (44) (0) 1235 533420  
info.EMEA@bio-techne.com

### **General Contact Information**

www.novusbio.com  
Technical Support: nb-technical@bio-techne.com  
Orders: nb-customerservice@bio-techne.com  
General: novus@novusbio.com

### **Products Related to H00010420-M04**

---

NBP2-33376H	Blue Marker Antibody (6F4-F6) [HRP]
HAF007	Goat anti-Mouse IgG Secondary Antibody [HRP]
NB7539	Goat anti-Mouse IgG (H+L) Secondary Antibody [HRP]
NBP1-43319-0.5mg	Mouse IgG1 Kappa Isotype Control (P3.6.2.8.1)

---

### **Limitations**

This product is for research use only and is not approved for use in humans or in clinical diagnosis. Primary Antibodies are guaranteed for 1 year from date of receipt.

For more information on our 100% guarantee, please visit [www.novusbio.com/guarantee](http://www.novusbio.com/guarantee)

Earn gift cards/discounts by submitting a review: [www.novusbio.com/reviews/submit/H00010420-M04](http://www.novusbio.com/reviews/submit/H00010420-M04)

Earn gift cards/discounts by submitting a publication using this product:  
[www.novusbio.com/publications](http://www.novusbio.com/publications)

