

Product Datasheet

Tubulin alpha-1B Antibody (2E8) - Azide and BSA Free H00010376-M12

Unit Size: 0.1 mg

Aliquot and store at -20C or -80C. Avoid freeze-thaw cycles.

www.novusbio.com



technical@novusbio.com

Protocols, Publications, Related Products, Reviews, Research Tools and Images at:
www.novusbio.com/H00010376-M12

Updated 9/9/2025 v.20.1

Earn rewards for product
reviews and publications.

Submit a publication at www.novusbio.com/publications

Submit a review at www.novusbio.com/reviews/destination/H00010376-M12



H00010376-M12

Tubulin alpha-1B Antibody (2E8) - Azide and BSA Free

Product Information	
Unit Size	0.1 mg
Concentration	Concentrations vary lot to lot. See vial label for concentration. If unlisted please contact technical services.
Storage	Aliquot and store at -20C or -80C. Avoid freeze-thaw cycles.
Clonality	Monoclonal
Clone	2E8
Preservative	No Preservative
Isotype	IgG2a Kappa
Purity	IgG purified
Buffer	In 1x PBS, pH 7.4

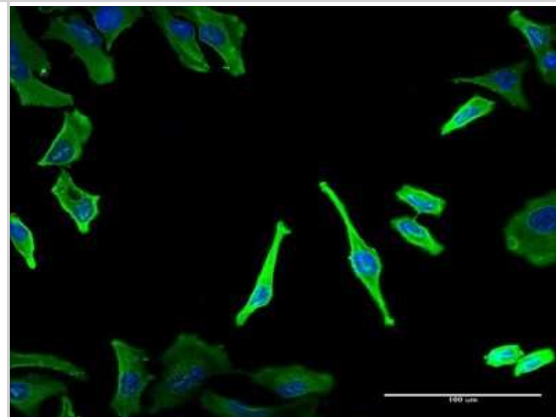
Product Description	
Description	Novus Biologicals Mouse Tubulin alpha-1B Antibody (2E8) - Azide and BSA Free (H00010376-M12) is a monoclonal antibody validated for use in WB, ELISA and ICC/IF. All Novus Biologicals antibodies are covered by our 100% guarantee.
Host	Mouse
Gene ID	10376
Gene Symbol	TUBA1B
Species	Human
Marker	Microtubule Marker
Specificity/Sensitivity	TUBA1B - tubulin, alpha 1b (2E8)
Immunogen	TUBA1B (AAH10494, 1 a.a. ~ 451 a.a) full-length recombinant protein with GST tag. MW of the GST tag alone is 26 KDa. MRECISIHVGGQAGVQIGNACWELYCLEHGIQPDGQMPSDKTIGGGDDSFNTFF SETGAGKXHPRAVFDLEPTVIDEVRTGTQRQLFHPEQLITGKEDAANNYARG HYTIGKEIIDLVLDRIKRLADQCTGLQGFLVFHFSFGGGTGSFLLMERLSVDY GKSKLEFSIYPAPQVSTAVVEPYNSILTTHTTLEHSDCAFMDNEAIYDICRRN LDIERPTYTNLSRLISQIVSSITASLRFDGALNVDLAEFQTNLVPYPRIFPLATYA PVISA EKAYHEQLSVAEITNACFEPANQMVKCDPRHGKYMACECLLYRGDVPK DVNAAIATIKTKRSIQFVDWCPTGFKVGINYQPPTVVPGGDLAKVQRAVCMLSN TTAIAEAWARLDHKFDLMYAKRAVHWYVGEEMEEGEFSEAREDMAALEKDY EEVGVDSVEGEGEEEGEEY
Notes	This product is produced by and distributed for Abnova, a company based in Taiwan.

Product Application Details	
Applications	Western Blot, ELISA, Immunocytochemistry/ Immunofluorescence, Sandwich ELISA
Recommended Dilutions	Western Blot 1:500, ELISA, Immunocytochemistry/ Immunofluorescence, Sandwich ELISA
Application Notes	Antibody Reactive Against Recombinant Protein with GST tag on ELISA and Western Blot. GST tag alone is used as a negative control.

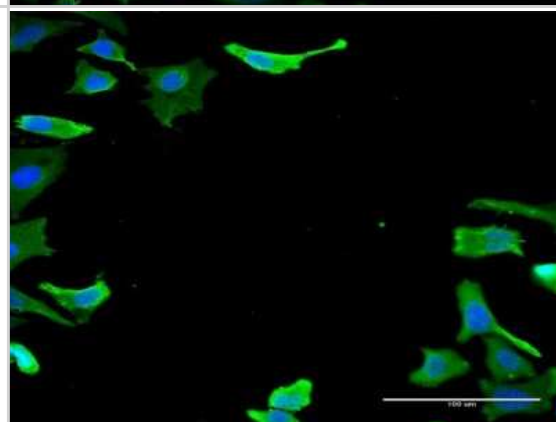


Images

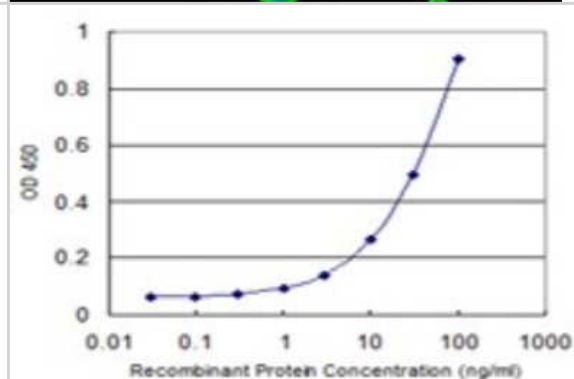
Immunocytochemistry/Immunofluorescence: Tubulin alpha-1B Antibody (2E8) [H00010376-M12] - Immunofluorescence of monoclonal antibody to Tubulin alpha-1B on HeLa cell. [antibody concentration 30 ug/ml]



Immunocytochemistry/Immunofluorescence: Tubulin alpha-1B Antibody (2E8) [H00010376-M12] - Analysis of monoclonal antibody to TUBA1B on HeLa cell. Antibody concentration 30 ug/ml



Sandwich ELISA: Tubulin alpha-1B Antibody (2E8) [H00010376-M12] - Detection limit for recombinant GST tagged TUBA1B is 1 ng/ml as a capture antibody.





Novus Biologicals USA

10730 E. Briarwood Avenue
Centennial, CO 80112
USA
Phone: 303.730.1950
Toll Free: 1.888.506.6887
Fax: 303.730.1966
nb-customerservice@bio-techne.com

Bio-Techne Canada

21 Canmotor Ave
Toronto, ON M8Z 4E6
Canada
Phone: 905.827.6400
Toll Free: 855.668.8722
Fax: 905.827.6402
canada.inquires@bio-techne.com

Bio-Techne Ltd

19 Barton Lane
Abingdon Science Park
Abingdon, OX14 3NB, United Kingdom
Phone: (44) (0) 1235 529449
Free Phone: 0800 37 34 15
Fax: (44) (0) 1235 533420
info.EMEA@bio-techne.com

General Contact Information

www.novusbio.com
Technical Support: nb-technical@bio-techne.com
Orders: nb-customerservice@bio-techne.com
General: novus@novusbio.com

Products Related to H00010376-M12

NBP2-33376H	Blue Marker Antibody (6F4-F6) [HRP]
HAF007	Goat anti-Mouse IgG Secondary Antibody [HRP]
NB7539	Goat anti-Mouse IgG (H+L) Secondary Antibody [HRP]
NBP1-96981-0.5mg	Mouse IgG2a Kappa Isotype Control (M2AK)

Limitations

This product is for research use only and is not approved for use in humans or in clinical diagnosis. Primary Antibodies are guaranteed for 1 year from date of receipt.

For more information on our 100% guarantee, please visit www.novusbio.com/guarantee

Earn gift cards/discounts by submitting a review: www.novusbio.com/reviews/submit/H00010376-M12

Earn gift cards/discounts by submitting a publication using this product:
www.novusbio.com/publications

