

# Product Datasheet

## Tubulin alpha-1B Antibody (4D1) - Azide and BSA Free H00010376-M01

Unit Size: 0.1 mg

Aliquot and store at -20C or -80C. Avoid freeze-thaw cycles.

[www.novusbio.com](http://www.novusbio.com)



[technical@novusbio.com](mailto:technical@novusbio.com)

### Publications: 1

Protocols, Publications, Related Products, Reviews, Research Tools and Images at:  
[www.novusbio.com/H00010376-M01](http://www.novusbio.com/H00010376-M01)

Updated 9/9/2025 v.20.1

Earn rewards for product  
reviews and publications.

Submit a publication at [www.novusbio.com/publications](http://www.novusbio.com/publications)

Submit a review at [www.novusbio.com/reviews/destination/H00010376-M01](http://www.novusbio.com/reviews/destination/H00010376-M01)



**H00010376-M01**

Tubulin alpha-1B Antibody (4D1) - Azide and BSA Free

| Product Information |  |
|---------------------|--|
| Unit Size           | 0.1 mg   |
| Concentration       | Concentrations vary lot to lot. See vial label for concentration. If unlisted please contact technical services. |
| Storage             | Aliquot and store at -20C or -80C. Avoid freeze-thaw cycles.   |
| Clonality           | Monoclonal   |
| Clone               | 4D1  |
| Preservative        | No Preservative  |
| Isotype             | IgG2b Kappa  |
| Purity              | IgG purified   |
| Buffer              | In 1x PBS, pH 7.4  |

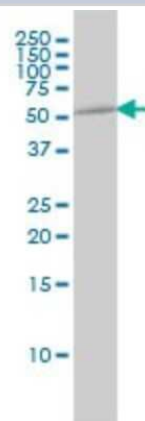
| Product Description     |  |
|-------------------------|--|
| Description             | Novus Biologicals Mouse Tubulin alpha-1B Antibody (4D1) - Azide and BSA Free (H00010376-M01) is a monoclonal antibody validated for use in IHC, WB, ELISA and ICC/IF. Anti-Tubulin alpha-1B Antibody: Cited in 1 publication. All Novus Biologicals antibodies are covered by our 100% guarantee.  |
| Host                    | Mouse  |
| Gene ID                 | 10376  |
| Gene Symbol             | TUBA1B   |
| Species                 | Human  |
| Marker                  | Microtubule Marker   |
| Specificity/Sensitivity | K-ALPHA-1 - tubulin, alpha, ubiquitous   |
| Immunogen               | TUBA1B (AAH08659, 1 a.a. ~ 451 a.a) full-length recombinant protein with GST tag. MW of the GST tag alone is 26 KDa.<br>MRECISIHVGGQAGVQIGNACWELYCLKHGIQPDGQMPSDKTIGGGDDSFNTFF<br>SETGAGKXHPRAVFDLEPTVIDEVRTGTQRQLFHPEQLITGKEDAANNYARG<br>HYTIGKEIIDLVLDRIRKLADQCTGLQGFLVFHFSFGGGTGSFLLMERLSVDY<br>GKSKLEFSIYPAPQVSTAVVEPYNSILTTHTTLEHSDCAFMDNEAIYDICRRN<br>LDIERPTYTNLNLISQIVSSITASLRFDGALNVDLTFQTNLVPYPRIFPLATYA<br>PVISA EKAYHEQLSVAEITNACFEPANQMVKCDPRHGKYMCCLLYRGDVPK<br>DVNAAIATIKTKRSIQFVDWCPTGFKVGINYQPPTVVPGGDLAKVQRAVCMLSN<br>TTAIAEAWARLDHKFDLMYAKRAVHWYVGEEMEEGEFSEAREDMAALEKDY<br>EEVGVDSVEGEGEEEGEEY |
| Notes                   | This product is produced by and distributed for Abnova, a company based in Taiwan.   |

| Product Application Details |  |
|-----------------------------|--|
| Applications                | Western Blot, Immunohistochemistry-Paraffin, ELISA, Immunocytochemistry/Immunofluorescence, Immunohistochemistry   |
| Recommended Dilutions       | Western Blot 1:500, ELISA, Immunohistochemistry, Immunocytochemistry/Immunofluorescence, Immunohistochemistry-Paraffin   |
| Application Notes           | Antibody reactive against cell lysate and recombinant protein for Western Blot. Has also been used for immunofluorescence, immunohistochemistry (paraffin), and ELISA. |

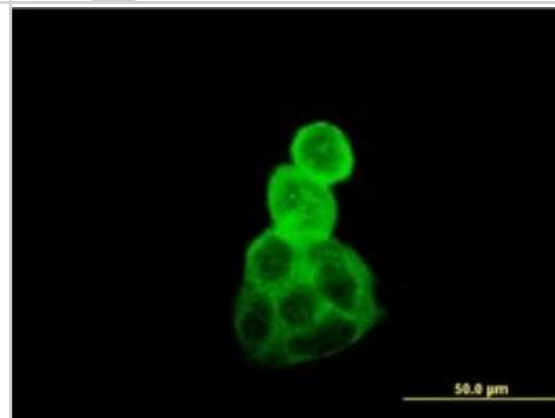


## Images

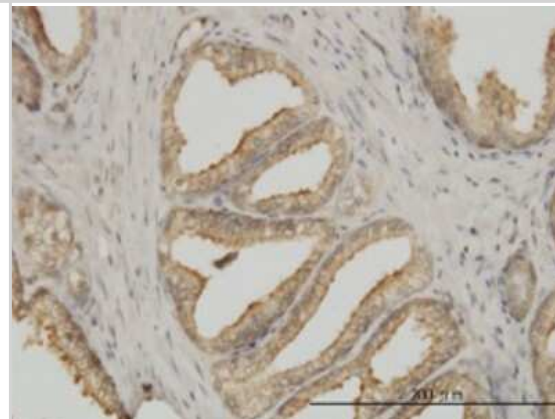
Western Blot: Tubulin alpha-1B Antibody (4D1) [H00010376-M01] - TUBA1B monoclonal antibody (M01), clone 4D1 Analysis of TUBA1B expression in A-431.




Immunocytochemistry/Immunofluorescence: Tubulin alpha-1B Antibody (4D1) [H00010376-M01] - Analysis of monoclonal antibody to TUBA1B on A-431 cell. Antibody concentration 10 ug/ml.



Immunohistochemistry-Paraffin: Tubulin alpha-1B Antibody (4D1) [H00010376-M01] - Analysis of monoclonal antibody to TUBA1B on formalin-fixed paraffin-embedded human prostate. Antibody concentration 3 ug/ml.



Western Blot: Tubulin alpha-1B Antibody (4D1) [H00010376-M01] - Analysis of TUBA1B expression in transfected 293T cell line by TUBA1B monoclonal antibody (M01), clone 4D1. Lane 1: TUBA1B transfected lysate (50.2 KDa). Lane 2: Non-transfected lysate.



## Publications

Goers TA, Ramachran S, Aloush A et al. De novo production of K- $\alpha$ 1 tubulin-specific antibodies: role in chronic lung allograft rejection. *J Immunol*;180(7):4487-94. 2008-04-01 [PMID: 18354170]



### **Novus Biologicals USA**

10730 E. Briarwood Avenue  
Centennial, CO 80112  
USA  
Phone: 303.730.1950  
Toll Free: 1.888.506.6887  
Fax: 303.730.1966  
nb-customerservice@bio-techne.com

### **Bio-Techne Canada**

21 Canmotor Ave  
Toronto, ON M8Z 4E6  
Canada  
Phone: 905.827.6400  
Toll Free: 855.668.8722  
Fax: 905.827.6402  
canada.inquires@bio-techne.com

### **Bio-Techne Ltd**

19 Barton Lane  
Abingdon Science Park  
Abingdon, OX14 3NB, United Kingdom  
Phone: (44) (0) 1235 529449  
Free Phone: 0800 37 34 15  
Fax: (44) (0) 1235 533420  
info.EMEA@bio-techne.com

### **General Contact Information**

www.novusbio.com  
Technical Support: nb-technical@bio-techne.com  
Orders: nb-customerservice@bio-techne.com  
General: novus@novusbio.com

### **Products Related to H00010376-M01**

---

|                  |  |
|------------------|--|
| NBP2-33376H      | Blue Marker Antibody (6F4-F6) [HRP]                  |
| HAF007           | Goat anti-Mouse IgG Secondary Antibody [HRP]         |
| NB7539           | Goat anti-Mouse IgG (H+L) Secondary Antibody [HRP]   |
| NBP1-43317-0.5mg | Mouse IgG2b Kappa Light Chain Isotype Control (MG2b) |

---

### **Limitations**

This product is for research use only and is not approved for use in humans or in clinical diagnosis. Primary Antibodies are guaranteed for 1 year from date of receipt.

For more information on our 100% guarantee, please visit [www.novusbio.com/guarantee](http://www.novusbio.com/guarantee)

Earn gift cards/discounts by submitting a review: [www.novusbio.com/reviews/submit/H00010376-M01](http://www.novusbio.com/reviews/submit/H00010376-M01)

Earn gift cards/discounts by submitting a publication using this product:  
[www.novusbio.com/publications](http://www.novusbio.com/publications)

