

# Product Datasheet

## CACNG3 Antibody - Azide and BSA Free H00010368-B01P

Unit Size: 0.05 mg

Aliquot and store at -20C or -80C. Avoid freeze-thaw cycles.

[www.novusbio.com](http://www.novusbio.com)



[technical@novusbio.com](mailto:technical@novusbio.com)

Protocols, Publications, Related Products, Reviews, Research Tools and Images at:  
[www.novusbio.com/H00010368-B01P](http://www.novusbio.com/H00010368-B01P)

Updated 9/9/2025 v.20.1

Earn rewards for product  
reviews and publications.

Submit a publication at [www.novusbio.com/publications](http://www.novusbio.com/publications)

Submit a review at [www.novusbio.com/reviews/destination/H00010368-B01P](http://www.novusbio.com/reviews/destination/H00010368-B01P)



**H00010368-B01P**

CACNG3 Antibody - Azide and BSA Free

Product Information	
Unit Size	0.05 mg
Concentration	Concentrations vary lot to lot. See vial label for concentration. If unlisted please contact technical services.
Storage	Aliquot and store at -20C or -80C. Avoid freeze-thaw cycles.
Clonality	Polyclonal
Preservative	No Preservative
Isotype	IgG
Purity	Protein A purified
Buffer	PBS (pH 7.4)

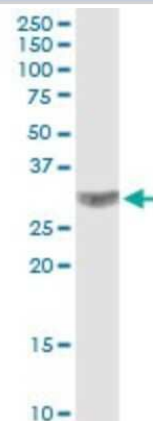
Product Description	
Description	Novus Biologicals Mouse CACNG3 Antibody - Azide and BSA Free (H00010368-B01P) is a polyclonal antibody validated for use in WB and ICC/IF. All Novus Biologicals antibodies are covered by our 100% guarantee.
Host	Mouse
Gene ID	10368
Gene Symbol	CACNG3
Species	Human
Specificity/Sensitivity	Reacts with calcium channel, voltage-dependent, gamma subunit 3.
Immunogen	CACNG3 (NP_006530.1, 1 a.a. - 315 a.a.) full-length human protein. MRMCDRGIQMLITTVGAFAAFSLMTIAVGTDYWLYSRGVCRTKSTSDNETSRK NEEVMTHTSGLWRTCCLEGAFRGVCKKIDHFPEDADYEQDTAEYLLRAVRASS VFPILSVTLLFFGGGLCVAASEFHRSRHNVILSAGIFFVSAGLSNIIGIIVYISANAGD PGQRDSKKSYSYGWSFYFGAFSFIIEIVGVVAVHIYIEKHQQLRAKSHSEFLKK STFARLPPYRYRFRRRSSRSTEPSRDLSPISKGFHTIPSTDISMFTLSRDPSK ITMGTLNLSDRDHAFLQFHNSTPKFKEKESLHNNPANRRTPV
Notes	This product is produced by and distributed for Abnova, a company based in Taiwan.

Product Application Details	
Applications	Western Blot, Immunocytochemistry/ Immunofluorescence
Recommended Dilutions	Western Blot 1:500, Immunocytochemistry/ Immunofluorescence
Application Notes	This antibody is reactive against transfected lysate in western blot, immunofluorescence, and as a detection antibody in ELISA.

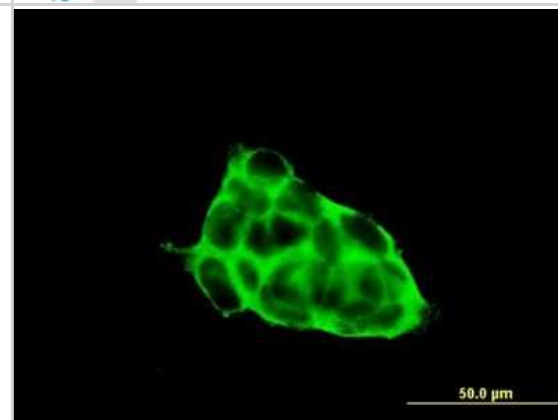


## Images

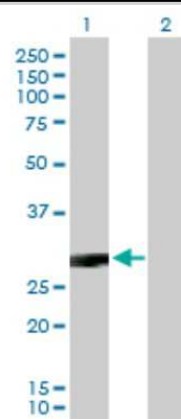
Western Blot: CACNG3 Antibody [H00010368-B01P] - Analysis of CACNG3 expression in HeLa.



Immunocytochemistry/Immunofluorescence: CACNG3 Antibody [H00010368-B01P] - Analysis of purified antibody to CACNG3 on 293 cell. (antibody concentration 1 ug/ml)



Western Blot: CACNG3 Antibody [H00010368-B01P] - Analysis of CACNG3 expression in transfected 293T cell line by CACNG3 polyclonal antibody. Lane 1: CACNG3 transfected lysate(35.50 KDa). Lane 2: Non-transfected lysate.





### **Novus Biologicals USA**

10730 E. Briarwood Avenue  
Centennial, CO 80112  
USA  
Phone: 303.730.1950  
Toll Free: 1.888.506.6887  
Fax: 303.730.1966  
nb-customerservice@bio-techne.com

### **Bio-Techne Canada**

21 Canmotor Ave  
Toronto, ON M8Z 4E6  
Canada  
Phone: 905.827.6400  
Toll Free: 855.668.8722  
Fax: 905.827.6402  
canada.inquires@bio-techne.com

### **Bio-Techne Ltd**

19 Barton Lane  
Abingdon Science Park  
Abingdon, OX14 3NB, United Kingdom  
Phone: (44) (0) 1235 529449  
Free Phone: 0800 37 34 15  
Fax: (44) (0) 1235 533420  
info.EMEA@bio-techne.com

### **General Contact Information**

www.novusbio.com  
Technical Support: nb-technical@bio-techne.com  
Orders: nb-customerservice@bio-techne.com  
General: novus@novusbio.com

### **Products Related to H00010368-B01P**

---

NBP2-33376H	Blue Marker Antibody (6F4-F6) [HRP]
HAF007	Goat anti-Mouse IgG Secondary Antibody [HRP]
NB7539	Goat anti-Mouse IgG (H+L) Secondary Antibody [HRP]
NBP1-97019-5mg	Mouse IgG Isotype Control

---

### **Limitations**

This product is for research use only and is not approved for use in humans or in clinical diagnosis. Primary Antibodies are guaranteed for 1 year from date of receipt.

For more information on our 100% guarantee, please visit [www.novusbio.com/guarantee](http://www.novusbio.com/guarantee)

Earn gift cards/discounts by submitting a review: [www.novusbio.com/reviews/submit/H00010368-B01P](http://www.novusbio.com/reviews/submit/H00010368-B01P)

Earn gift cards/discounts by submitting a publication using this product:  
[www.novusbio.com/publications](http://www.novusbio.com/publications)

