

Product Datasheet

ELA3A Antibody (3G4) - Azide and BSA Free H00010136-M02

Unit Size: 0.1 mg

Aliquot and store at -20C or -80C. Avoid freeze-thaw cycles.

www.novusbio.com



technical@novusbio.com

Protocols, Publications, Related Products, Reviews, Research Tools and Images at:
www.novusbio.com/H00010136-M02

Updated 2/21/2025 v.20.1

Earn rewards for product
reviews and publications.

Submit a publication at www.novusbio.com/publications

Submit a review at www.novusbio.com/reviews/destination/H00010136-M02



H00010136-M02

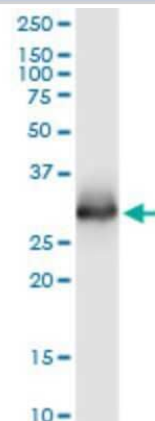
ELA3A Antibody (3G4) - Azide and BSA Free

Product Information	
Unit Size	0.1 mg
Concentration	Concentrations vary lot to lot. See vial label for concentration. If unlisted please contact technical services.
Storage	Aliquot and store at -20C or -80C. Avoid freeze-thaw cycles.
Clonality	Monoclonal
Clone	3G4
Preservative	No Preservative
Isotype	IgG2a Kappa
Purity	IgG purified
Buffer	In 1x PBS, pH 7.4
Product Description	
Host	Mouse
Gene ID	10136
Gene Symbol	CELA3A
Species	Human
Reactivity Notes	Other species not tested.
Specificity/Sensitivity	ELA3A - elastase 3A, pancreatic
Immunogen	ELA3A (AAH07028, 16 a.a. ~ 270 a.a) full-length recombinant protein with GST tag. MW of the GST tag alone is 26 KDa. SGYGGPPSSHSSSRVHGEDAVPYSWPWQVSLQYEKSGSFYHTCGGSLIAPD WVVTAGHCISRDLTYQVVLGEYNLAVKEGPEQVIPINSEELFVHPLWNRSCVA CGNDIALIKLSRSAQLGDAVQLASLPPAGDILPNKTPCYITGWGRLYTNGPLPD KLQQARLPVVDYKHCSRWNWWGSTVKKTMVCAGGYIRSGCNGDSGGPLNC PTEDGGWQVHGVTSFVSGFGCNFIWKPTVFTRVSAFIDWIEETIASH
Notes	This product is produced by and distributed for Abnova, a company based in Taiwan.
Product Application Details	
Applications	Western Blot, ELISA, Immunohistochemistry, Immunohistochemistry-Paraffin, Sandwich ELISA
Recommended Dilutions	Western Blot 1:500, ELISA 1:100-1:2000, Immunohistochemistry 1:10-1:500, Immunohistochemistry-Paraffin 1:10-1:500, Sandwich ELISA
Application Notes	Antibody reactive against recombinant protein for Western Blot. Has also been used for immunohistochemistry (paraffin) and ELISA.

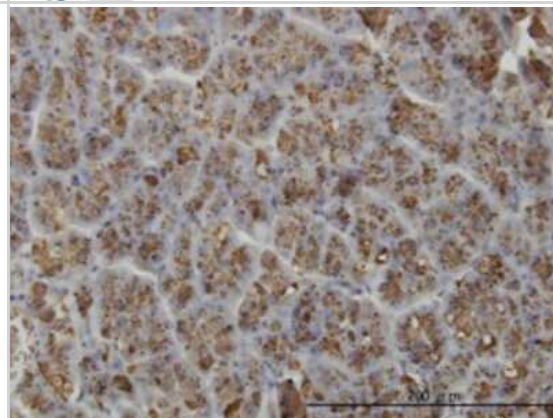


Images

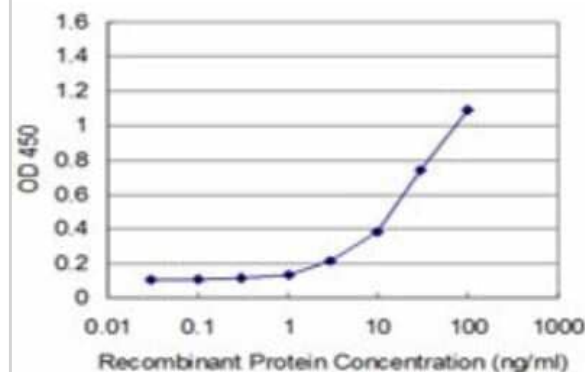
Western Blot: ELA3A Antibody (3G4) [H00010136-M02] - ELA3A monoclonal antibody (M02), clone 3G4. Analysis of ELA3A expression in human pancreas.



Immunohistochemistry-Paraffin: ELA3A Antibody (3G4) [H00010136-M02] - Analysis of monoclonal antibody to ELA3A on formalin-fixed paraffin-embedded human pancreas. Antibody concentration 3 ug/ml.



Sandwich ELISA: ELA3A Antibody (3G4) [H00010136-M02] - Detection limit for recombinant GST tagged ELA3A is approximately 1ng/ml as a capture antibody.





Novus Biologicals USA

10730 E. Briarwood Avenue
Centennial, CO 80112
USA
Phone: 303.730.1950
Toll Free: 1.888.506.6887
Fax: 303.730.1966
nb-customerservice@bio-techne.com

Bio-Techne Canada

21 Canmotor Ave
Toronto, ON M8Z 4E6
Canada
Phone: 905.827.6400
Toll Free: 855.668.8722
Fax: 905.827.6402
canada.inquires@bio-techne.com

Bio-Techne Ltd

19 Barton Lane
Abingdon Science Park
Abingdon, OX14 3NB, United Kingdom
Phone: (44) (0) 1235 529449
Free Phone: 0800 37 34 15
Fax: (44) (0) 1235 533420
info.EMEA@bio-techne.com

General Contact Information

www.novusbio.com
Technical Support: nb-technical@bio-techne.com
Orders: nb-customerservice@bio-techne.com
General: novus@novusbio.com

Products Related to H00010136-M02

HAF007	Goat anti-Mouse IgG Secondary Antibody [HRP]
NB720-B	Rabbit anti-Mouse IgG (H+L) Secondary Antibody [Biotin]
NBP1-96981-0.5mg	Mouse IgG2a Kappa Isotype Control (M2AK)
H00010136-P01-10ug	Recombinant Human ELA3A GST (N-Term) Protein

Limitations

This product is for research use only and is not approved for use in humans or in clinical diagnosis. Primary Antibodies are guaranteed for 1 year from date of receipt.

For more information on our 100% guarantee, please visit www.novusbio.com/guarantee

Earn gift cards/discounts by submitting a review: www.novusbio.com/reviews/submit/H00010136-M02

Earn gift cards/discounts by submitting a publication using this product:
www.novusbio.com/publications

