

Product Datasheet

AKT3 Antibody (3F3) - Azide and BSA Free H00010000-M03

Unit Size: 0.1 mg

Aliquot and store at -20C or -80C. Avoid freeze-thaw cycles.

www.novusbio.com



technical@novusbio.com

Protocols, Publications, Related Products, Reviews, Research Tools and Images at:
www.novusbio.com/H00010000-M03

Updated 2/21/2025 v.20.1

Earn rewards for product
reviews and publications.

Submit a publication at www.novusbio.com/publications

Submit a review at www.novusbio.com/reviews/destination/H00010000-M03



H00010000-M03

AKT3 Antibody (3F3) - Azide and BSA Free

Product Information

Unit Size	0.1 mg
Concentration	Concentrations vary lot to lot. See vial label for concentration. If unlisted please contact technical services.
Storage	Aliquot and store at -20C or -80C. Avoid freeze-thaw cycles.
Clonality	Monoclonal
Clone	3F3
Preservative	No Preservative
Isotype	IgG2a Kappa
Purity	IgG purified
Buffer	In 1x PBS, pH 7.4

Product Description


Host	Mouse
Gene ID	10000
Gene Symbol	AKT3
Species	Human, Mouse, Rat
Specificity/Sensitivity	AKT3 - v-akt murine thymoma viral oncogene homolog 3 (protein kinase B, gamma)
Immunogen	AKT3 (AAD29089, 100 a.a. ~ 189 a.a) partial recombinant protein with GST tag. MW of the GST tag alone is 26 KDa. EAIQAVADRLQRQEEERMNCSPTSQIDNIGEEEMDASTTHHKRKT MNDFDYLLK LLGKGTFGKVILVREKASGKYYAMKILKKEVIAKDE
Notes	This product is produced by and distributed for Abnova, a company based in Taiwan.

Product Application Details


Applications	Western Blot, ELISA, Sandwich ELISA
Recommended Dilutions	Western Blot 1:500, ELISA 1:100-1:2000, Sandwich ELISA
Application Notes	Antibody reactive against cell lysate and recombinant protein for western blot. It has also been used for ELISA.

Images


Western Blot: Akt3 Antibody (3F3) [H00010000-M03] - Analysis of AKT3 expression in MCF-7 (Cat # L046V1).




Western Blot: Akt3 Antibody (3F3) [H00010000-M03] - Analysis of AKT3 expression in HeLa (Cat # L013V1).




Western Blot: Akt3 Antibody (3F3) [H00010000-M03] - Analysis of AKT3 expression in PC-12 (Cat # L012V1).



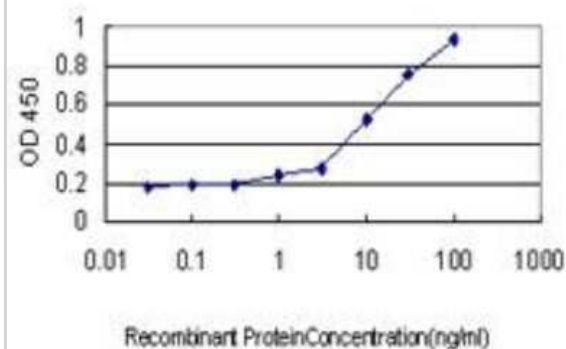
Western Blot: Akt3 Antibody (3F3) [H00010000-M03] - Analysis of AKT3 expression in Raw 264.7 (Cat # L024V1).



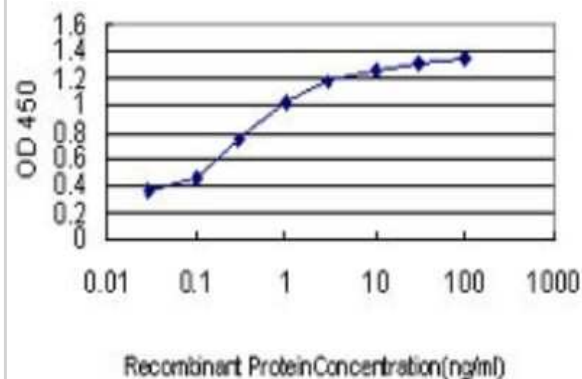
Western Blot: Akt3 Antibody (3F3) [H00010000-M03] - Analysis of AKT3 expression in NIH/3T3 (Cat # L018V1).



ELISA: Akt3 Antibody (3F3) [H00010000-M03] - Detection limit for recombinant GST tagged AKT3 is approximately 0.3ng/ml as a capture antibody.



Sandwich ELISA: Akt3 Antibody (3F3) [H00010000-M03] - Detection limit for recombinant GST tagged AKT3 is approximately 0.03ng/ml as a capture antibody.





Novus Biologicals USA

10730 E. Briarwood Avenue
Centennial, CO 80112
USA
Phone: 303.730.1950
Toll Free: 1.888.506.6887
Fax: 303.730.1966
nb-customerservice@bio-techne.com

Bio-Techne Canada

21 Canmotor Ave
Toronto, ON M8Z 4E6
Canada
Phone: 905.827.6400
Toll Free: 855.668.8722
Fax: 905.827.6402
canada.inquires@bio-techne.com

Bio-Techne Ltd

19 Barton Lane
Abingdon Science Park
Abingdon, OX14 3NB, United Kingdom
Phone: (44) (0) 1235 529449
Free Phone: 0800 37 34 15
Fax: (44) (0) 1235 533420
info.EMEA@bio-techne.com

General Contact Information

www.novusbio.com
Technical Support: nb-technical@bio-techne.com
Orders: nb-customerservice@bio-techne.com
General: novus@novusbio.com

Products Related to H00010000-M03

HAF007	Goat anti-Mouse IgG Secondary Antibody [HRP]
NB720-B	Rabbit anti-Mouse IgG (H+L) Secondary Antibody [Biotin]
NBP1-96981-0.5mg	Mouse IgG2a Kappa Isotype Control (M2AK)
NB100-56345PEP	AKT3 Antibody Blocking Peptide

Limitations

This product is for research use only and is not approved for use in humans or in clinical diagnosis. Primary Antibodies are guaranteed for 1 year from date of receipt.

For more information on our 100% guarantee, please visit www.novusbio.com/guarantee

Earn gift cards/discounts by submitting a review: www.novusbio.com/reviews/submit/H00010000-M03

Earn gift cards/discounts by submitting a publication using this product:
www.novusbio.com/publications

