

Product Datasheet

OXSR1 Antibody (2A2-1A2) - Azide and BSA Free H00009943-M01

Unit Size: 0.1 mg

Aliquot and store at -20C or -80C. Avoid freeze-thaw cycles.

www.novusbio.com



technical@novusbio.com

Publications: 2

Protocols, Publications, Related Products, Reviews, Research Tools and Images at:
www.novusbio.com/H00009943-M01

Updated 2/21/2025 v.20.1

Earn rewards for product
reviews and publications.

Submit a publication at www.novusbio.com/publications

Submit a review at www.novusbio.com/reviews/destination/H00009943-M01



H00009943-M01


OXSR1 Antibody (2A2-1A2) - Azide and BSA Free

Product Information	
Unit Size	0.1 mg
Concentration	Concentrations vary lot to lot. See vial label for concentration. If unlisted please contact technical services.
Storage	Aliquot and store at -20C or -80C. Avoid freeze-thaw cycles.
Clonality	Monoclonal
Clone	2A2-1A2
Preservative	No Preservative
Isotype	IgG1 Kappa
Purity	IgG purified
Buffer	In 1x PBS, pH 7.4
Product Description	
Host	Mouse
Gene ID	9943
Gene Symbol	OXSR1
Species	Human, Mouse
Reactivity Notes	Human. Other species not tested.
Specificity/Sensitivity	OXSR1 - oxidative-stress responsive 1
Immunogen	OXSR1 (AAH08726.1, 1 a.a. ~ 527 a.a) full-length recombinant protein with GST tag. MW of the GST tag alone is 26 KDa. MSEDSSALPWSINRDDYELQEIVGSGATAVVQAAYCAPKKEKVAIKRINLEKCQ TSMDELLKEIQAMSQCHHPNIVSYTSTFVVKDELWLVMKLLSGGSVLDIIKHIVA KGEHKSGVLDESTIATILREVLEGLEYLHKNGQIHRDVKAGNILLGEDGSVQIAD FGVSAFLATGGDITRNKVRKTFVGTPCWMAPEVMEQVRGYDFKADIWSFGITA IELATGAAPYHKYPPMKVLMMLTLQNDPPSLETGVQDKEMLKKYGKSFRKMISLC LQKDPEKRPTAAELLRHKFFQKAKNKEFLQEKTQRAPTISERAKKVRRVPGSS GRLHKTEDGGWEWSDDEFDEESEEGKAAISQLRSPRVKESISNSELFPTTDPV GTLLQVPEQISAHLPQPAGQIATQPTQVSLPPTAEPAKTAQALSSGSGSQETKI PISLVLRNRNSKKELNDRFEFTPGRDTAEGVSQELISAGLVDGRDLVIVAANLQ KIVEEPQSNRSVTFKLASGVEGSDIPDDGKLIGFAQLSIS
Notes	This product is produced by and distributed for Abnova, a company based in Taiwan.
Product Application Details	
Applications	Western Blot, ELISA, Immunocytochemistry/ Immunofluorescence, Sandwich ELISA
Recommended Dilutions	Western Blot 1:500, ELISA, Immunocytochemistry/ Immunofluorescence, Sandwich ELISA
Application Notes	Antibody reactive against cell lysate and recombinant protein for Western Blot. Has also been used for immunofluorescence and ELISA.

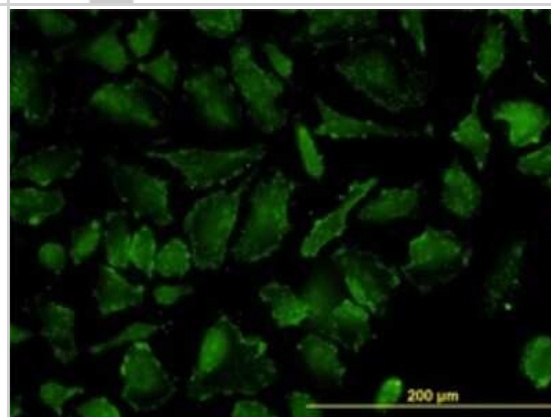


Images

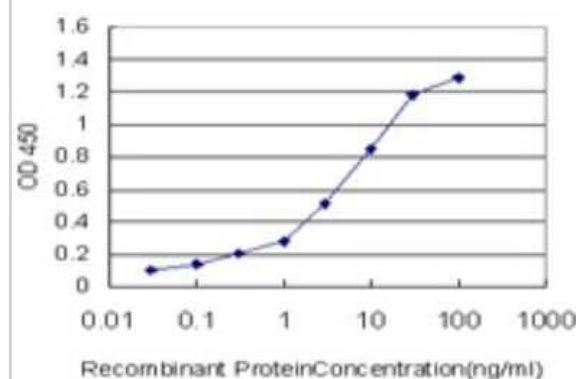
Western Blot: OXSR1 Antibody (2A2-1A2) [H00009943-M01] - OXSR1 monoclonal antibody (M01), clone 2A2-1A2 Analysis of OXSR1 expression in A-431.



Immunocytochemistry/Immunofluorescence: OXSR1 Antibody (2A2-1A2) [H00009943-M01] - Analysis of monoclonal antibody to OXSR1 on HeLa cell. Antibody concentration 10 ug/ml.



Sandwich ELISA: OXSR1 Antibody (2A2-1A2) [H00009943-M01] - Detection limit for recombinant GST tagged OXSR1 is approximately 0.03ng/ml as a capture antibody.



Publications

Naguro I, Umeda T, Kobayashi Y et al. ASK3 responds to osmotic stress and regulates blood pressure by suppressing WNK1-SPAK/OSR1 signaling in the kidney. *Nat Commun* 2012-12-18 [PMID: 23250415]

Araki Y, Rai T, Sohara E et al. Generation and analysis of knock-in mice carrying pseudohypoaldosteronism type II-causing mutations in the cullin 3 gene. *Biol Open*. 2015-10-21 [PMID: 26490675]

**Novus Biologicals USA**

10730 E. Briarwood Avenue
Centennial, CO 80112
USA
Phone: 303.730.1950
Toll Free: 1.888.506.6887
Fax: 303.730.1966
nb-customerservice@bio-techne.com

Bio-Techne Canada

21 Canmotor Ave
Toronto, ON M8Z 4E6
Canada
Phone: 905.827.6400
Toll Free: 855.668.8722
Fax: 905.827.6402
canada.inquires@bio-techne.com

Bio-Techne Ltd

19 Barton Lane
Abingdon Science Park
Abingdon, OX14 3NB, United Kingdom
Phone: (44) (0) 1235 529449
Free Phone: 0800 37 34 15
Fax: (44) (0) 1235 533420
info.EMEA@bio-techne.com

General Contact Information

www.novusbio.com
Technical Support: nb-technical@bio-techne.com
Orders: nb-customerservice@bio-techne.com
General: novus@novusbio.com

Products Related to H00009943-M01

HAF007	Goat anti-Mouse IgG Secondary Antibody [HRP]
NB720-B	Rabbit anti-Mouse IgG (H+L) Secondary Antibody [Biotin]
NBP1-43319-0.5mg	Mouse IgG1 Kappa Isotype Control (P3.6.2.8.1)
NBP2-51859-0.1mg	Recombinant Human OXSR1 His Protein

Limitations

This product is for research use only and is not approved for use in humans or in clinical diagnosis. Primary Antibodies are guaranteed for 1 year from date of receipt.

For more information on our 100% guarantee, please visit www.novusbio.com/guarantee

Earn gift cards/discounts by submitting a review: www.novusbio.com/reviews/submit/H00009943-M01

Earn gift cards/discounts by submitting a publication using this product:
www.novusbio.com/publications

