

# Product Datasheet

## ENDOGL1 Antibody (2F7) - Azide and BSA Free H00009941-M02

Unit Size: 0.1 mg

Aliquot and store at -20C or -80C. Avoid freeze-thaw cycles.

[www.novusbio.com](http://www.novusbio.com)



[technical@novusbio.com](mailto:technical@novusbio.com)

Protocols, Publications, Related Products, Reviews, Research Tools and Images at:  
[www.novusbio.com/H00009941-M02](http://www.novusbio.com/H00009941-M02)

Updated 9/9/2025 v.20.1

Earn rewards for product  
reviews and publications.

Submit a publication at [www.novusbio.com/publications](http://www.novusbio.com/publications)

Submit a review at [www.novusbio.com/reviews/destination/H00009941-M02](http://www.novusbio.com/reviews/destination/H00009941-M02)




**H00009941-M02****ENDOGL1 Antibody (2F7) - Azide and BSA Free**

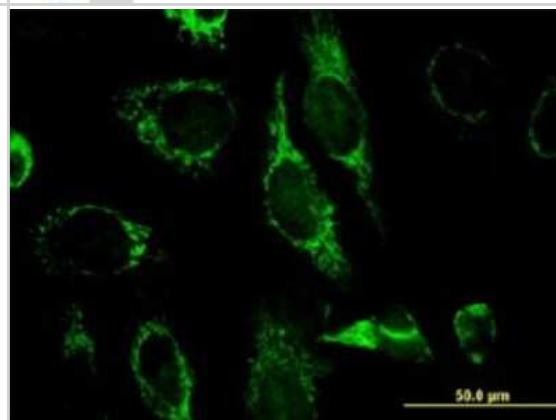
<b>Product Information</b>	
<b>Unit Size</b>	0.1 mg
<b>Concentration</b>	Concentrations vary lot to lot. See vial label for concentration. If unlisted please contact technical services.
<b>Storage</b>	Aliquot and store at -20C or -80C. Avoid freeze-thaw cycles.
<b>Clonality</b>	Monoclonal
<b>Clone</b>	2F7
<b>Preservative</b>	No Preservative
<b>Isotype</b>	IgG2a Kappa
<b>Purity</b>	IgG purified
<b>Buffer</b>	In 1x PBS, pH 7.4
<b>Product Description</b>	
<b>Description</b>	Novus Biologicals Mouse ENDOGL1 Antibody (2F7) - Azide and BSA Free (H00009941-M02) is a monoclonal antibody validated for use in IHC, WB, ELISA and ICC/IF. All Novus Biologicals antibodies are covered by our 100% guarantee.
<b>Host</b>	Mouse
<b>Gene ID</b>	9941
<b>Gene Symbol</b>	EXOG
<b>Species</b>	Human, Mouse, Rat
<b>Specificity/Sensitivity</b>	ENDOGL1 - endonuclease G-like 1 (2F7)
<b>Immunogen</b>	ENDOGL1 (NP_005098.1, 269 a.a. ~ 368 a.a) partial recombinant protein with GST tag. MW of the GST tag alone is 26 KDa. LQDLEKLSGLVFFPHLDRTSDIRNICSVDTCCKLLDFQEFTLYLSTRKIEGARSVLR LEKIMENLNKNAEIEPDDYFMSRYEKKLEELKAKEQSGTQIRKPS
<b>Notes</b>	This product is produced by and distributed for Abnova, a company based in Taiwan.
<b>Product Application Details</b>	
<b>Applications</b>	Western Blot, Immunohistochemistry-Paraffin, ELISA, Immunocytochemistry/Immunofluorescence, Immunohistochemistry
<b>Recommended Dilutions</b>	Western Blot 1:500, ELISA, Immunohistochemistry, Immunocytochemistry/Immunofluorescence, Immunohistochemistry-Paraffin
<b>Application Notes</b>	Antibody reactive against cell lysate and recombinant protein for western blot. It has also been used for ELISA.

## Images

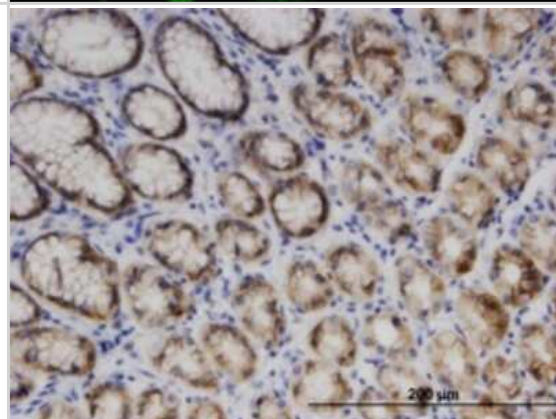
Western Blot: ENDOGL1 Antibody (2F7) [H00009941-M02] - ENDOGL1 monoclonal antibody (M02), clone 2F7. Analysis of ENDOGL1 expression in Raw 264.7.




Immunocytochemistry/Immunofluorescence: ENDOGL1 Antibody (2F7) [H00009941-M02] - Analysis of monoclonal antibody to EXOG on HeLa cell . Antibody concentration 10 ug/ml.




Immunohistochemistry-Paraffin: ENDOGL1 Antibody (2F7) [H00009941-M02] - Analysis of monoclonal antibody to EXOG on formalin-fixed paraffin-embedded human stomach. Antibody concentration 3 ug/ml.




Western Blot: ENDOGL1 Antibody (2F7) [H00009941-M02] - ENDOGL1 monoclonal antibody (M02), clone 2F7. Analysis of ENDOGL1 expression in PC-12.



Western Blot: ENDOGL1 Antibody (2F7) [H00009941-M02] - ENDOGL1 monoclonal antibody (M02), clone 2F7. Analysis of ENDOGL1 expression in HepG2.



Western Blot: ENDOGL1 Antibody (2F7) [H00009941-M02] - ENDOGL1 monoclonal antibody (M02), clone 2F7. Analysis of ENDOGL1 expression in NIH/3T3.





### Novus Biologicals USA

10730 E. Briarwood Avenue  
Centennial, CO 80112  
USA  
Phone: 303.730.1950  
Toll Free: 1.888.506.6887  
Fax: 303.730.1966  
nb-customerservice@bio-techne.com

### Bio-Techne Canada

21 Canmotor Ave  
Toronto, ON M8Z 4E6  
Canada  
Phone: 905.827.6400  
Toll Free: 855.668.8722  
Fax: 905.827.6402  
canada.inquires@bio-techne.com

### Bio-Techne Ltd

19 Barton Lane  
Abingdon Science Park  
Abingdon, OX14 3NB, United Kingdom  
Phone: (44) (0) 1235 529449  
Free Phone: 0800 37 34 15  
Fax: (44) (0) 1235 533420  
info.EMEA@bio-techne.com

### General Contact Information

www.novusbio.com  
Technical Support: nb-technical@bio-techne.com  
Orders: nb-customerservice@bio-techne.com  
General: novus@novusbio.com

### Products Related to H00009941-M02

---

NBP2-33376H	Blue Marker Antibody (6F4-F6) [HRP]
HAF007	Goat anti-Mouse IgG Secondary Antibody [HRP]
NB7539	Goat anti-Mouse IgG (H+L) Secondary Antibody [HRP]
NBP1-96981-0.5mg	Mouse IgG2a Kappa Isotype Control (M2AK)

---

### Limitations

This product is for research use only and is not approved for use in humans or in clinical diagnosis. Primary Antibodies are guaranteed for 1 year from date of receipt.

For more information on our 100% guarantee, please visit [www.novusbio.com/guarantee](http://www.novusbio.com/guarantee)

Earn gift cards/discounts by submitting a review: [www.novusbio.com/reviews/submit/H00009941-M02](http://www.novusbio.com/reviews/submit/H00009941-M02)

Earn gift cards/discounts by submitting a publication using this product:  
[www.novusbio.com/publications](http://www.novusbio.com/publications)

