

# Product Datasheet

## MED17 Antibody (4D4) - Azide and BSA Free H00009440-M01

Unit Size: 0.1 mg

Aliquot and store at -20C or -80C. Avoid freeze-thaw cycles.

[www.novusbio.com](http://www.novusbio.com)



[technical@novusbio.com](mailto:technical@novusbio.com)

### Publications: 2

Protocols, Publications, Related Products, Reviews, Research Tools and Images at:  
[www.novusbio.com/H00009440-M01](http://www.novusbio.com/H00009440-M01)

Updated 9/9/2025 v.20.1

Earn rewards for product  
reviews and publications.

Submit a publication at [www.novusbio.com/publications](http://www.novusbio.com/publications)

Submit a review at [www.novusbio.com/reviews/destination/H00009440-M01](http://www.novusbio.com/reviews/destination/H00009440-M01)



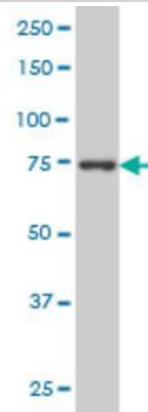
**H00009440-M01**

MED17 Antibody (4D4) - Azide and BSA Free

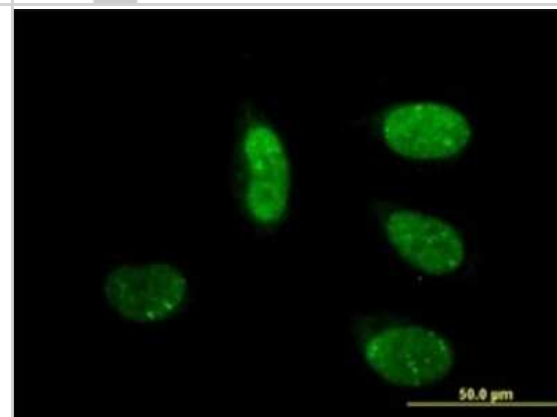
Product Information	
<b>Unit Size</b>	0.1 mg
<b>Concentration</b>	Concentrations vary lot to lot. See vial label for concentration. If unlisted please contact technical services.
<b>Storage</b>	Aliquot and store at -20C or -80C. Avoid freeze-thaw cycles.
<b>Clonality</b>	Monoclonal
<b>Clone</b>	4D4
<b>Preservative</b>	No Preservative
<b>Isotype</b>	IgG1 Kappa
<b>Purity</b>	IgG purified
<b>Buffer</b>	In 1x PBS, pH 7.4
Product Description	
<b>Description</b>	Novus Biologicals Mouse MED17 Antibody (4D4) - Azide and BSA Free (H00009440-M01) is a monoclonal antibody validated for use in IHC, WB, ELISA and ICC/IF. Anti-MED17 Antibody: Cited in 2 publications. All Novus Biologicals antibodies are covered by our 100% guarantee.
<b>Host</b>	Mouse
<b>Gene ID</b>	9440
<b>Gene Symbol</b>	MED17
<b>Species</b>	Human
<b>Reactivity Notes</b>	Human. Other species not tested.
<b>Specificity/Sensitivity</b>	CRSP6 - cofactor required for Sp1 transcriptional activation, subunit 6, 77kDa
<b>Immunogen</b>	CRSP6 (AAH21101, 551 a.a. ~ 651 a.a) partial recombinant protein with GST tag. MW of the GST tag alone is 26 KDa. FSNHVGLGPIESIGNASAITVASPSGDYAISVRNGPESGSKIMVQFPRNQCKDL PKSDVLQDNKWSHLRGPKEVQWNKMEGRNFVYKMELLSALSPCLL
<b>Notes</b>	This product is produced by and distributed for Abnova, a company based in Taiwan.
Product Application Details	
<b>Applications</b>	Western Blot, Immunohistochemistry-Paraffin, ELISA, Immunocytochemistry/Immunofluorescence, Immunohistochemistry, Sandwich ELISA
<b>Recommended Dilutions</b>	Western Blot 1:500, ELISA, Immunohistochemistry, Immunocytochemistry/Immunofluorescence, Immunohistochemistry-Paraffin, Sandwich ELISA
<b>Application Notes</b>	Antibody reactive against cell lysate and recombinant protein for Western Blot. Has also been used for immunofluorescence, immunohistochemistry (paraffin), and ELISA.

## Images

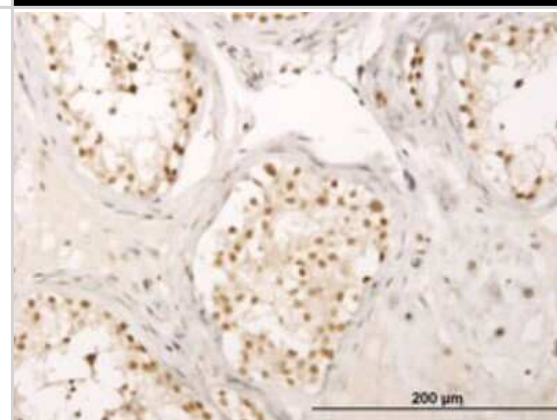
Western Blot: MED17 Antibody (4D4) [H00009440-M01] - CRSP6 monoclonal antibody (M01), clone 4D4 Analysis of CRSP6 expression in HeLa S3 NE.



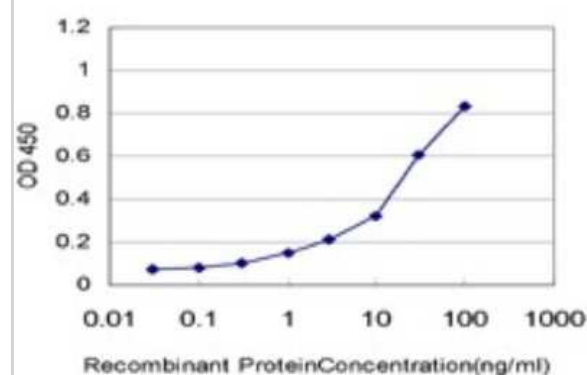
Immunocytochemistry/Immunofluorescence: MED17 Antibody (4D4) [H00009440-M01] - Analysis of monoclonal antibody to CRSP6 on HeLa cell. Antibody concentration 10 ug/ml.



Immunohistochemistry-Paraffin: MED17 Antibody (4D4) [H00009440-M01] - Analysis of monoclonal antibody to CRSP6 on formalin-fixed paraffin-embedded human testis. Antibody concentration 1.2 ug/ml.



Sandwich ELISA: MED17 Antibody (4D4) [H00009440-M01] - Detection limit for recombinant GST tagged CRSP6 is approximately 0.3ng/ml as a capture antibody.



## Publications

Tsutsui T, Fukasawa R, Tanaka A et al. Identification of target genes for the CDK subunits of the Mediator complex. *Genes Cells*. 2011-11-27 [PMID: 22117896]

Kikuchi Y, Umemura H, Nishitani S et al. Human mediator MED17 subunit plays essential roles in gene regulation by associating with the transcription and DNA repair machineries. *Genes Cells*. 2014-12-07 [PMID: 25482373]





### **Novus Biologicals USA**

10730 E. Briarwood Avenue  
Centennial, CO 80112  
USA  
Phone: 303.730.1950  
Toll Free: 1.888.506.6887  
Fax: 303.730.1966  
nb-customerservice@bio-techne.com

### **Bio-Techne Canada**

21 Canmotor Ave  
Toronto, ON M8Z 4E6  
Canada  
Phone: 905.827.6400  
Toll Free: 855.668.8722  
Fax: 905.827.6402  
canada.inquires@bio-techne.com

### **Bio-Techne Ltd**

19 Barton Lane  
Abingdon Science Park  
Abingdon, OX14 3NB, United Kingdom  
Phone: (44) (0) 1235 529449  
Free Phone: 0800 37 34 15  
Fax: (44) (0) 1235 533420  
info.EMEA@bio-techne.com

### **General Contact Information**

www.novusbio.com  
Technical Support: nb-technical@bio-techne.com  
Orders: nb-customerservice@bio-techne.com  
General: novus@novusbio.com

### **Products Related to H00009440-M01**

---

NBP2-33376H	Blue Marker Antibody (6F4-F6) [HRP]
HAF007	Goat anti-Mouse IgG Secondary Antibody [HRP]
NB7539	Goat anti-Mouse IgG (H+L) Secondary Antibody [HRP]
NBP1-43319-0.5mg	Mouse IgG1 Kappa Isotype Control (P3.6.2.8.1)

---

### **Limitations**

This product is for research use only and is not approved for use in humans or in clinical diagnosis. Primary Antibodies are guaranteed for 1 year from date of receipt.

For more information on our 100% guarantee, please visit [www.novusbio.com/guarantee](http://www.novusbio.com/guarantee)

Earn gift cards/discounts by submitting a review: [www.novusbio.com/reviews/submit/H00009440-M01](http://www.novusbio.com/reviews/submit/H00009440-M01)

Earn gift cards/discounts by submitting a publication using this product:  
[www.novusbio.com/publications](http://www.novusbio.com/publications)

