

Product Datasheet

ICAP-1 Antibody (3B2) - Azide and BSA Free H00009270-M09

Unit Size: 0.1 mg

Aliquot and store at -20C or -80C. Avoid freeze-thaw cycles.

www.novusbio.com



technical@novusbio.com

Protocols, Publications, Related Products, Reviews, Research Tools and Images at:
www.novusbio.com/H00009270-M09

Updated 2/21/2025 v.20.1

Earn rewards for product
reviews and publications.

Submit a publication at www.novusbio.com/publications

Submit a review at www.novusbio.com/reviews/destination/H00009270-M09



H00009270-M09

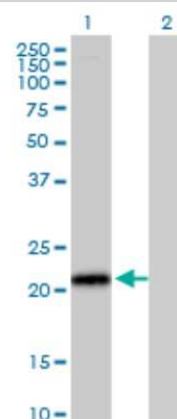
ICAP-1 Antibody (3B2) - Azide and BSA Free

Product Information	
Unit Size	0.1 mg
Concentration	Concentrations vary lot to lot. See vial label for concentration. If unlisted please contact technical services.
Storage	Aliquot and store at -20C or -80C. Avoid freeze-thaw cycles.
Clonality	Monoclonal
Clone	3B2
Preservative	No Preservative
Isotype	IgG2a Kappa
Purity	Protein A purified
Buffer	In 1x PBS, pH 7.4
Product Description	
Host	Mouse
Gene ID	9270
Gene Symbol	ITGB1BP1
Species	Human
Specificity/Sensitivity	Reacts with integrin beta 1 binding protein 1.
Immunogen	ITGB1BP1 (AAH12264, 1 a.a. ~ 200 a.a) full-length recombinant protein with GST tag. MW of the GST tag alone is 26 KDa. MFRKGKKRHSSSSSSQSSEISTKSKSVDSLSLGGLSRSSTVASLDTDSTKSSGQS NNNSDTCAEFRIKYVGAIEKLKLSEGKGLEGPLDLINYIDVAQQDGKLPFVPPEE EFIMGVSKYGIKVSTSDQYDVLHRHALYLIIRMVCYDDGLGVGKSLALKTTDAS NEEYSLWVYQCNSLEQAQAICKVLSTAFDSVLTSEKP
Notes	This product is produced by and distributed for Abnova, a company based in Taiwan.
Product Application Details	
Applications	Western Blot, ELISA, Immunocytochemistry/ Immunofluorescence, Sandwich ELISA
Recommended Dilutions	Western Blot, ELISA, Immunocytochemistry/ Immunofluorescence, Sandwich ELISA
Application Notes	This antibody is reactive against transfected lysate for western blot and recombinant protein in ELISA.

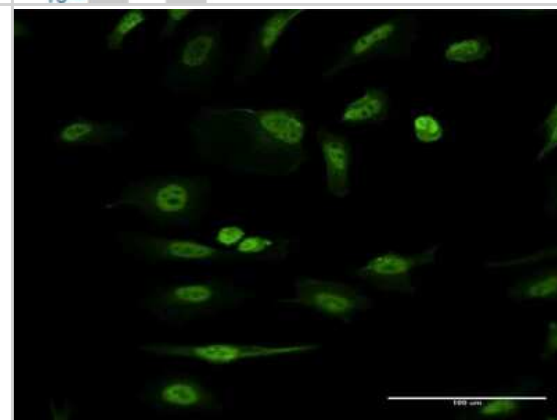


Images

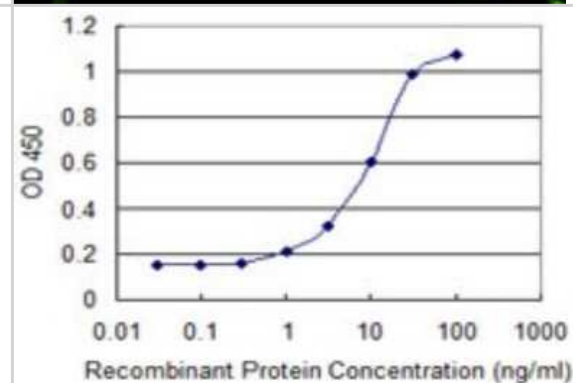
Western Blot: ICAP-1 Antibody (3B2) [H00009270-M09] - Analysis of ITGB1BP1 expression in transfected 293T cell line by ITGB1BP1 monoclonal antibody (M09), clone 3B2. Lane 1: ITGB1BP1 transfected lysate (21.8 KDa). Lane 2: Non-transfected lysate.



Immunocytochemistry/Immunofluorescence: ICAP-1 Antibody (3B2) [H00009270-M09] - Analysis of monoclonal antibody to ITGB1BP1 on HeLa cell. Antibody concentration 10 ug/ml



Sandwich ELISA: ICAP-1 Antibody (3B2) [H00009270-M09] - Detection limit for recombinant GST tagged ITGB1BP1 is 0.3 ng/ml as a capture antibody.





Novus Biologicals USA

10730 E. Briarwood Avenue
Centennial, CO 80112
USA
Phone: 303.730.1950
Toll Free: 1.888.506.6887
Fax: 303.730.1966
nb-customerservice@bio-techne.com

Bio-Techne Canada

21 Canmotor Ave
Toronto, ON M8Z 4E6
Canada
Phone: 905.827.6400
Toll Free: 855.668.8722
Fax: 905.827.6402
canada.inquires@bio-techne.com

Bio-Techne Ltd

19 Barton Lane
Abingdon Science Park
Abingdon, OX14 3NB, United Kingdom
Phone: (44) (0) 1235 529449
Free Phone: 0800 37 34 15
Fax: (44) (0) 1235 533420
info.EMEA@bio-techne.com

General Contact Information

www.novusbio.com
Technical Support: nb-technical@bio-techne.com
Orders: nb-customerservice@bio-techne.com
General: novus@novusbio.com

Products Related to H00009270-M09

HAF007	Goat anti-Mouse IgG Secondary Antibody [HRP]
NB720-B	Rabbit anti-Mouse IgG (H+L) Secondary Antibody [Biotin]
NBP1-96981-0.5mg	Mouse IgG2a Kappa Isotype Control (M2AK)
H00009270-P01-10ug	Recombinant Human ICAP-1 GST (N-Term) Protein

Limitations

This product is for research use only and is not approved for use in humans or in clinical diagnosis. Primary Antibodies are guaranteed for 1 year from date of receipt.

For more information on our 100% guarantee, please visit www.novusbio.com/guarantee

Earn gift cards/discounts by submitting a review: www.novusbio.com/reviews/submit/H00009270-M09

Earn gift cards/discounts by submitting a publication using this product:
www.novusbio.com/publications

