

Product Datasheet

Cytohesin-1 Antibody (1D6) - Azide and BSA Free H00009267-M01

Unit Size: 0.1 mg

Aliquot and store at -20C or -80C. Avoid freeze-thaw cycles.

www.novusbio.com



technical@novusbio.com

Protocols, Publications, Related Products, Reviews, Research Tools and Images at:
www.novusbio.com/H00009267-M01

Updated 2/21/2025 v.20.1

Earn rewards for product
reviews and publications.

Submit a publication at www.novusbio.com/publications

Submit a review at www.novusbio.com/reviews/destination/H00009267-M01



H00009267-M01

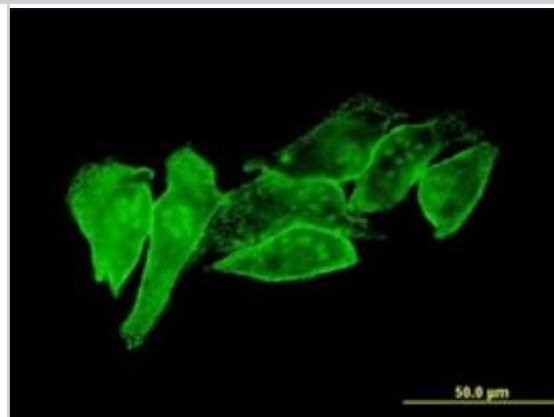
Cytohesin-1 Antibody (1D6) - Azide and BSA Free

Product Information	
Unit Size	0.1 mg
Concentration	Concentrations vary lot to lot. See vial label for concentration. If unlisted please contact technical services.
Storage	Aliquot and store at -20C or -80C. Avoid freeze-thaw cycles.
Clonality	Monoclonal
Clone	1D6
Preservative	No Preservative
Isotype	IgG1 Kappa
Purity	IgG purified
Buffer	In 1x PBS, pH 7.4
Product Description	
Host	Mouse
Gene ID	9267
Gene Symbol	CYTH1
Species	Human
Reactivity Notes	Human. Other species not tested.
Specificity/Sensitivity	PSCD1 - pleckstrin homology, Sec7 and coiled-coil domains 1(cytohesin 1)
Immunogen	PSCD1 (AAH50452, 1 a.a. ~ 398 a.a) full-length recombinant protein with GST tag. MW of the GST tag alone is 26 KDa. MEEDDSYVPSDLTAEERQELENIRRRKQELLADIQRLKDEIAEVANEIENLGSTE ERKNMQRNKQVAMGRKKFNMDPKKGIQFLIENDLLKNTCEDIAQFLYKGEGLN KTAIGDYLGERDEFNIQVLHAFVELHEFTDLNLVQALRQFLWSFRLPGEAQKID RMMEAFARQRYCQCNGVFQSTDTCYVLSFAIIMLNTSLHNPVNVDKPTVERFIA MNRGINDGGDLPEELLRNLYESIKNEPFKIPEDDGNDLTHTFNPDREGWLLKL GGGRVKTWKRRWFILTDNCLYYFEYTTDKPRGIIPLENLSIREVEDSKKPNCF ELYIPDNKDQVIKACKTEADGRVVEGNHTVYRISAPTPEEKEEWIKCIAAISRD PFYEMLAARKKKVSSTKRH
Notes	This product is produced by and distributed for Abnova, a company based in Taiwan.
Product Application Details	
Applications	Western Blot, ELISA, Immunocytochemistry/ Immunofluorescence, Immunohistochemistry, Immunohistochemistry-Paraffin, Sandwich ELISA
Recommended Dilutions	Western Blot 1:500, ELISA, Immunohistochemistry, Immunocytochemistry/ Immunofluorescence, Immunohistochemistry-Paraffin, Sandwich ELISA
Application Notes	Antibody reactive against recombinant protein for Western Blot. Has also been used for immunohistochemistry (paraffin), immunofluorescence, and ELISA.

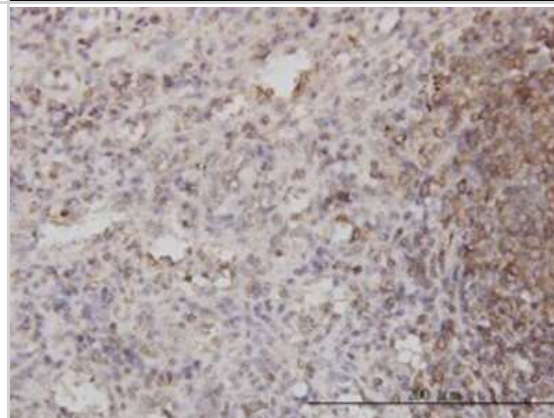


Images

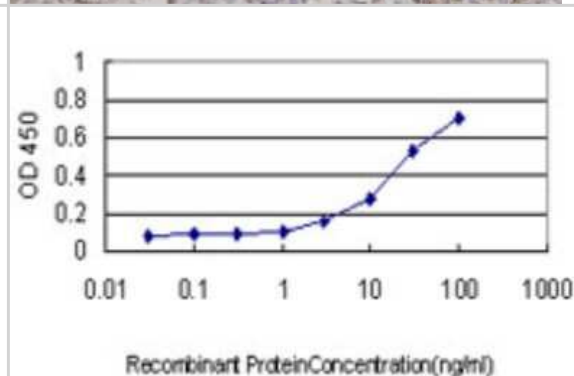
Immunocytochemistry/Immunofluorescence: Cytohesin-1 Antibody (1D6) [H00009267-M01] - Analysis of monoclonal antibody to PSCD1 on HeLa cell . Antibody concentration 10 ug/ml.



Immunohistochemistry-Paraffin: Cytohesin-1 Antibody (1D6) [H00009267-M01] - Analysis of monoclonal antibody to PSCD1 on formalin-fixed paraffin-embedded human spleen. Antibody concentration 3 ug/ml.



Sandwich ELISA: Cytohesin-1 Antibody (1D6) [H00009267-M01] - Detection limit for recombinant GST tagged PSCD1 is approximately 1ng/ml as a capture antibody.





Novus Biologicals USA

10730 E. Briarwood Avenue
Centennial, CO 80112
USA
Phone: 303.730.1950
Toll Free: 1.888.506.6887
Fax: 303.730.1966
nb-customerservice@bio-techne.com

Bio-Techne Canada

21 Canmotor Ave
Toronto, ON M8Z 4E6
Canada
Phone: 905.827.6400
Toll Free: 855.668.8722
Fax: 905.827.6402
canada.inquires@bio-techne.com

Bio-Techne Ltd

19 Barton Lane
Abingdon Science Park
Abingdon, OX14 3NB, United Kingdom
Phone: (44) (0) 1235 529449
Free Phone: 0800 37 34 15
Fax: (44) (0) 1235 533420
info.EMEA@bio-techne.com

General Contact Information

www.novusbio.com
Technical Support: nb-technical@bio-techne.com
Orders: nb-customerservice@bio-techne.com
General: novus@novusbio.com

Products Related to H00009267-M01

HAF007	Goat anti-Mouse IgG Secondary Antibody [HRP]
NB720-B	Rabbit anti-Mouse IgG (H+L) Secondary Antibody [Biotin]
NBP1-43319-0.5mg	Mouse IgG1 Kappa Isotype Control (P3.6.2.8.1)
NBP2-52108-0.1mg	Recombinant Human Cytohesin-1 His Protein

Limitations

This product is for research use only and is not approved for use in humans or in clinical diagnosis. Primary Antibodies are guaranteed for 1 year from date of receipt.

For more information on our 100% guarantee, please visit www.novusbio.com/guarantee

Earn gift cards/discounts by submitting a review: www.novusbio.com/reviews/submit/H00009267-M01

Earn gift cards/discounts by submitting a publication using this product:
www.novusbio.com/publications

