

Product Datasheet

N myc interactor Antibody (9D8) - Azide and BSA Free H00009111-M01

Unit Size: 0.1 mg

Aliquot and store at -20C or -80C. Avoid freeze-thaw cycles.

www.novusbio.com



technical@novusbio.com

Protocols, Publications, Related Products, Reviews, Research Tools and Images at:
www.novusbio.com/H00009111-M01

Updated 2/21/2025 v.20.1

Earn rewards for product
reviews and publications.

Submit a publication at www.novusbio.com/publications

Submit a review at www.novusbio.com/reviews/destination/H00009111-M01



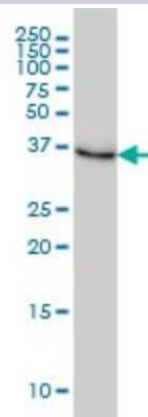
H00009111-M01

N myc interactor Antibody (9D8) - Azide and BSA Free

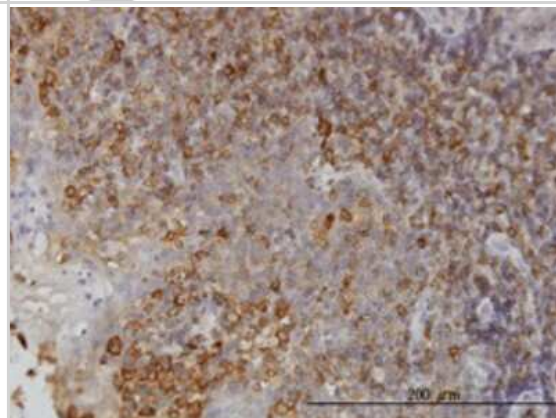
Product Information	
Unit Size	0.1 mg
Concentration	Concentrations vary lot to lot. See vial label for concentration. If unlisted please contact technical services.
Storage	Aliquot and store at -20C or -80C. Avoid freeze-thaw cycles.
Clonality	Monoclonal
Clone	9D8
Preservative	No Preservative
Isotype	IgG2b Kappa
Purity	IgG purified
Buffer	In 1x PBS, pH 7.4
Product Description	
Host	Mouse
Gene ID	9111
Gene Symbol	NMI
Species	Human
Reactivity Notes	Human. Other species not tested.
Specificity/Sensitivity	NMI - N-myc (and STAT) interactor
Immunogen	NMI (AAH01268, 1 a.a. ~ 100 a.a) partial recombinant protein with GST tag. MW of the GST tag alone is 26 KDa. MEADKDDTQQILKEHSPDEFIKDEQNKGLIDEITKKNIQLKKEIQKLETELQEATK EFQIKEDIPETKMKFLSVETPENDSQLSNISCSFQVSSKVPYEI
Notes	This product is produced by and distributed for Abnova, a company based in Taiwan.
Product Application Details	
Applications	Western Blot, ELISA, Immunohistochemistry, Immunohistochemistry-Paraffin, Sandwich ELISA, Knockdown Validated
Recommended Dilutions	Western Blot 1:500, ELISA, Immunohistochemistry, Immunohistochemistry-Paraffin, Sandwich ELISA, Knockdown Validated
Application Notes	Antibody reactive against cell lysate and recombinant protein for Western Blot. Has also been used for immunohistochemistry (paraffin), RNAi validation, and ELISA.

Images

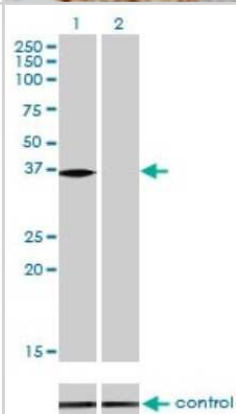
Western Blot: N myc interactor Antibody (9D8) [H00009111-M01] - NMI monoclonal antibody (M01), clone 9D8 Analysis of NMI expression in HeLa.



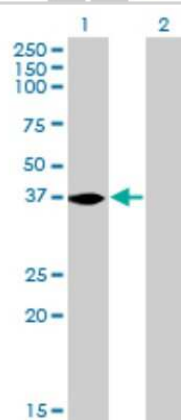
Immunohistochemistry-Paraffin: N myc interactor Antibody (9D8) [H00009111-M01] - Analysis of monoclonal antibody to NMI on formalin-fixed paraffin-embedded human tonsil. Antibody concentration 3 ug/ml.



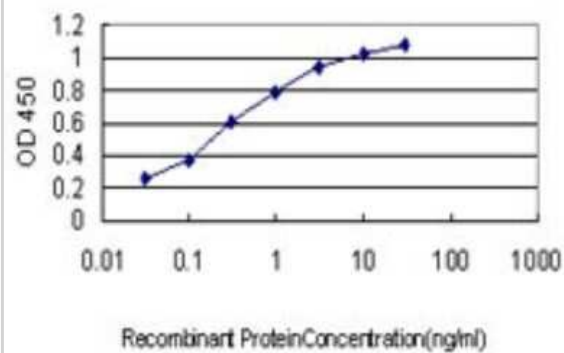
Western Blot: N myc interactor Antibody (9D8) [H00009111-M01] - Analysis of NMI over-expressed 293 cell line, cotransfected with NMI Validated Chimera RNAi (Cat # H00009111-R01V) (Lane 2) or non-transfected control (Lane 1). Blot probed with NMI monoclonal antibody (M01), clone 9D8 (Cat # H00009111-M01). GAPDH (36.1 kDa) used as specificity and loading control.



Western Blot: N myc interactor Antibody (9D8) [H00009111-M01] - Analysis of NMI expression in transfected 293T cell line by NMI monoclonal antibody (M01), clone 9D8. Lane 1: NMI transfected lysate (35.1 KDa). Lane 2: Non-transfected lysate.



Sandwich ELISA: N myc interactor Antibody (9D8) [H00009111-M01] -
Detection limit for recombinant GST tagged NMI is approximately
0.03ng/ml as a capture antibody.





Novus Biologicals USA

10730 E. Briarwood Avenue
Centennial, CO 80112
USA
Phone: 303.730.1950
Toll Free: 1.888.506.6887
Fax: 303.730.1966
nb-customerservice@bio-techne.com

Bio-Techne Canada

21 Canmotor Ave
Toronto, ON M8Z 4E6
Canada
Phone: 905.827.6400
Toll Free: 855.668.8722
Fax: 905.827.6402
canada.inquires@bio-techne.com

Bio-Techne Ltd

19 Barton Lane
Abingdon Science Park
Abingdon, OX14 3NB, United Kingdom
Phone: (44) (0) 1235 529449
Free Phone: 0800 37 34 15
Fax: (44) (0) 1235 533420
info.EMEA@bio-techne.com

General Contact Information

www.novusbio.com
Technical Support: nb-technical@bio-techne.com
Orders: nb-customerservice@bio-techne.com
General: novus@novusbio.com

Products Related to H00009111-M01

HAF007	Goat anti-Mouse IgG Secondary Antibody [HRP]
NB720-B	Rabbit anti-Mouse IgG (H+L) Secondary Antibody [Biotin]
NBP1-43317-0.5mg	Mouse IgG2b Kappa Light Chain Isotype Control (MG2b)
NBP1-50958-0.1mg	Recombinant Human N myc interactor His Protein

Limitations

This product is for research use only and is not approved for use in humans or in clinical diagnosis. Primary Antibodies are guaranteed for 1 year from date of receipt.

For more information on our 100% guarantee, please visit www.novusbio.com/guarantee

Earn gift cards/discounts by submitting a review: www.novusbio.com/reviews/submit/H00009111-M01

Earn gift cards/discounts by submitting a publication using this product:
www.novusbio.com/publications

