

Product Datasheet

UNC119 Antibody - Azide and BSA Free H00009094-B01P-50ug

Unit Size: 50 ug

Aliquot and store at -20C or -80C. Avoid freeze-thaw cycles.

www.novusbio.com



technical@novusbio.com

Protocols, Publications, Related Products, Reviews, Research Tools and Images at:
www.novusbio.com/H00009094-B01P-50ug

Updated 9/9/2025 v.20.1

Earn rewards for product
reviews and publications.

Submit a publication at www.novusbio.com/publications

Submit a review at www.novusbio.com/reviews/destination/H00009094-B01P-50ug



H00009094-B01P-50ug

UNC119 Antibody - Azide and BSA Free

Product Information	
Unit Size	50 ug
Concentration	Concentrations vary lot to lot. See vial label for concentration. If unlisted please contact technical services.
Storage	Aliquot and store at -20C or -80C. Avoid freeze-thaw cycles.
Clonality	Polyclonal
Preservative	No Preservative
Isotype	IgG
Purity	Immunogen affinity purified
Buffer	PBS (pH 7.4)

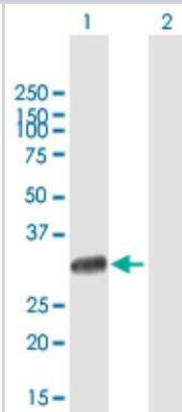
Product Description	
Description	Novus Biologicals Mouse UNC119 Antibody - Azide and BSA Free (H00009094-B01P-50ug) is a polyclonal antibody validated for use in WB, ICC/IF and IP. All Novus Biologicals antibodies are covered by our 100% guarantee.
Host	Mouse
Gene ID	9094
Gene Symbol	UNC119
Species	Human
Immunogen	UNC119 (NP_005139.1, 1 a.a. - 240 a.a.) full-length human protein. MKVKKGGGGAGTATESAPGPSQSVAPIQPPEAESESGSESEPDAGPGPRP GPLQRKQPIGPELVGLQRITGDYLCSPENIYKIDFVRFKIRDMDSGTVLFEIKK PPVSERLPINRRDLDPNAGRFRVRYQFTPAFLRLRQVGATVEFTVGDKPVNNFR MIERHYFRNQLLSFDFHFGFCIPSSKNTCEHIYDFPPLSEELISEMIRHPYETQ SDSFYFVDDRLVMHMKADYSYSGTP
Notes	This product is produced by and distributed for Abnova, a company based in Taiwan.

Product Application Details	
Applications	Western Blot, Immunocytochemistry/ Immunofluorescence, Immunoprecipitation
Recommended Dilutions	Western Blot 1:100-1:2000, Immunocytochemistry/ Immunofluorescence 1:10-1:500, Immunoprecipitation 1:10-1:500

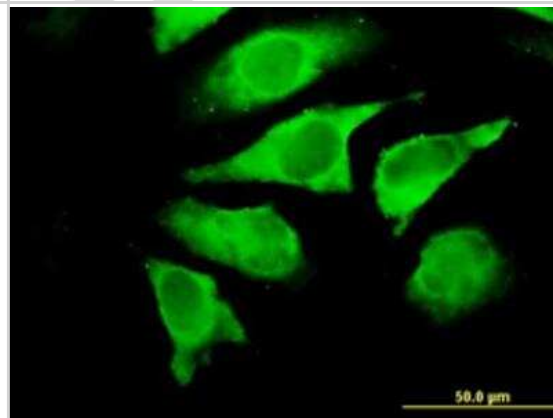


Images

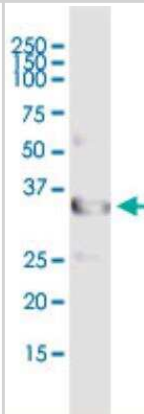
Western Blot: UNC119 Antibody [H00009094-B01P-50ug] - Expression in transfected 293T cell line. Lane 1: UNC119 transfected lysate(26.4 KDa). Lane 2: Non-transfected lysate.



Immunocytochemistry/Immunofluorescence: UNC119 Antibody [H00009094-B01P-50ug] - HeLa cell.



Immunoprecipitation: UNC119 Antibody [H00009094-B01P-50ug] - Transfected lysate using anti-UNC119 MaxPab mouse polyclonal antibody and Protein A Magnetic Bead (U0007), and immunoblotted with UNC119 monoclonal antibody (M01), clone 2F9-2A9





Novus Biologicals USA

10730 E. Briarwood Avenue
Centennial, CO 80112
USA
Phone: 303.730.1950
Toll Free: 1.888.506.6887
Fax: 303.730.1966
nb-customerservice@bio-techne.com

Bio-Techne Canada

21 Canmotor Ave
Toronto, ON M8Z 4E6
Canada
Phone: 905.827.6400
Toll Free: 855.668.8722
Fax: 905.827.6402
canada.inquires@bio-techne.com

Bio-Techne Ltd

19 Barton Lane
Abingdon Science Park
Abingdon, OX14 3NB, United Kingdom
Phone: (44) (0) 1235 529449
Free Phone: 0800 37 34 15
Fax: (44) (0) 1235 533420
info.EMEA@bio-techne.com

General Contact Information

www.novusbio.com
Technical Support: nb-technical@bio-techne.com
Orders: nb-customerservice@bio-techne.com
General: novus@novusbio.com

Products Related to H00009094-B01P-50ug

NBP2-33376H	Blue Marker Antibody (6F4-F6) [HRP]
HAF007	Goat anti-Mouse IgG Secondary Antibody [HRP]
NB7539	Goat anti-Mouse IgG (H+L) Secondary Antibody [HRP]
NBP1-97019-5mg	Mouse IgG Isotype Control

Limitations

This product is for research use only and is not approved for use in humans or in clinical diagnosis. Primary Antibodies are guaranteed for 1 year from date of receipt.

For more information on our 100% guarantee, please visit www.novusbio.com/guarantee

Earn gift cards/discounts by submitting a review: www.novusbio.com/reviews/submit/H00009094-B01P-50ug

Earn gift cards/discounts by submitting a publication using this product:
www.novusbio.com/publications

