

Product Datasheet

TMSB4Y Antibody (6G4) - Azide and BSA Free H00009087-M05

Unit Size: 0.1 mg

Aliquot and store at -20C or -80C. Avoid freeze-thaw cycles.

www.novusbio.com



technical@novusbio.com

Protocols, Publications, Related Products, Reviews, Research Tools and Images at:
www.novusbio.com/H00009087-M05

Updated 9/9/2025 v.20.1

Earn rewards for product
reviews and publications.

Submit a publication at www.novusbio.com/publications

Submit a review at www.novusbio.com/reviews/destination/H00009087-M05



H00009087-M05

TMSB4Y Antibody (6G4) - Azide and BSA Free

Product Information	
Unit Size	0.1 mg
Concentration	Concentrations vary lot to lot. See vial label for concentration. If unlisted please contact technical services.
Storage	Aliquot and store at -20C or -80C. Avoid freeze-thaw cycles.
Clonality	Monoclonal
Clone	6G4
Preservative	No Preservative
Isotype	IgG2a Kappa
Purity	IgG purified
Buffer	In 1x PBS, pH 7.4


Product Description	
Description	Novus Biologicals Mouse TMSB4Y Antibody (6G4) - Azide and BSA Free (H00009087-M05) is a monoclonal antibody validated for use in WB, ELISA and ICC/IF. All Novus Biologicals antibodies are covered by our 100% guarantee.
Host	Mouse
Gene ID	9087
Gene Symbol	TMSB4Y
Species	Human
Immunogen	TMSB4Y (NP_004193.1, 1 a.a. ~ 44 a.a) full-length recombinant protein with GST tag. MW of the GST tag alone is 26 KDa. MSDKPGMAEIEKFDKSKLKKKTETQEKNPLSSKETIEQERQAGES
Notes	This product is produced by and distributed for Abnova, a company based in Taiwan.

Product Application Details	
Applications	Western Blot, ELISA, Immunocytochemistry/ Immunofluorescence, Sandwich ELISA
Recommended Dilutions	Western Blot, ELISA, Immunocytochemistry/ Immunofluorescence, Sandwich ELISA
Application Notes	This antibody is useful for ELISA, Western Blot

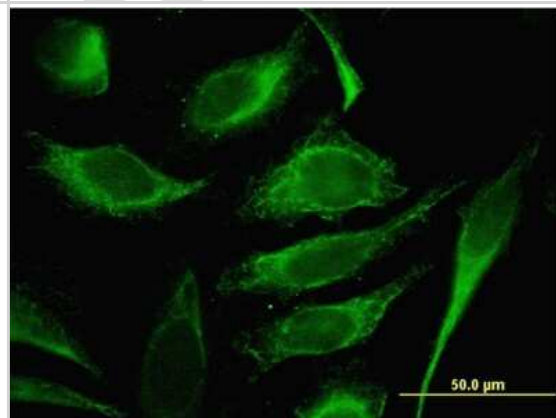


Images

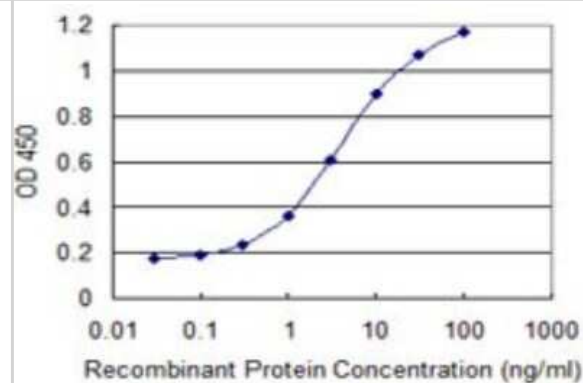
Western Blot: TMSB4Y Antibody (6G4) [H00009087-M05] - Analysis of TMSB4Y expression in transfected 293T cell line by TMSB4Y monoclonal antibody (M05), clone 6G4. Lane 1: TMSB4Y transfected lysate (5 KDa). Lane 2: Non-transfected lysate.



Immunocytochemistry/Immunofluorescence: TMSB4Y Antibody (6G4) [H00009087-M05] - Analysis of monoclonal antibody to TMSB4Y on HeLa cell. Antibody concentration 10 ug/ml



Sandwich ELISA: TMSB4Y Antibody (6G4) [H00009087-M05] - Detection limit for recombinant GST tagged TMSB4Y is 0.1 ng/ml as a capture antibody.





Novus Biologicals USA

10730 E. Briarwood Avenue
Centennial, CO 80112
USA
Phone: 303.730.1950
Toll Free: 1.888.506.6887
Fax: 303.730.1966
nb-customerservice@bio-techne.com

Bio-Techne Canada

21 Canmotor Ave
Toronto, ON M8Z 4E6
Canada
Phone: 905.827.6400
Toll Free: 855.668.8722
Fax: 905.827.6402
canada.inquires@bio-techne.com

Bio-Techne Ltd

19 Barton Lane
Abingdon Science Park
Abingdon, OX14 3NB, United Kingdom
Phone: (44) (0) 1235 529449
Free Phone: 0800 37 34 15
Fax: (44) (0) 1235 533420
info.EMEA@bio-techne.com

General Contact Information

www.novusbio.com
Technical Support: nb-technical@bio-techne.com
Orders: nb-customerservice@bio-techne.com
General: novus@novusbio.com

Products Related to H00009087-M05

NBP2-33376H	Blue Marker Antibody (6F4-F6) [HRP]
HAF007	Goat anti-Mouse IgG Secondary Antibody [HRP]
NB7539	Goat anti-Mouse IgG (H+L) Secondary Antibody [HRP]
NBP1-96981-0.5mg	Mouse IgG2a Kappa Isotype Control (M2AK)

Limitations

This product is for research use only and is not approved for use in humans or in clinical diagnosis. Primary Antibodies are guaranteed for 1 year from date of receipt.

For more information on our 100% guarantee, please visit www.novusbio.com/guarantee

Earn gift cards/discounts by submitting a review: www.novusbio.com/reviews/submit/H00009087-M05

Earn gift cards/discounts by submitting a publication using this product:
www.novusbio.com/publications

