

Product Datasheet

WSTF Antibody (5E9) - Azide and BSA Free H00009031-M01-100ug

Unit Size: 100 ug

Aliquot and store at -20C or -80C. Avoid freeze-thaw cycles.

www.novusbio.com



technical@novusbio.com

Protocols, Publications, Related Products, Reviews, Research Tools and Images at:
www.novusbio.com/H00009031-M01

Updated 2/21/2025 v.20.1

Earn rewards for product
reviews and publications.

Submit a publication at www.novusbio.com/publications

Submit a review at www.novusbio.com/reviews/destination/H00009031-M01



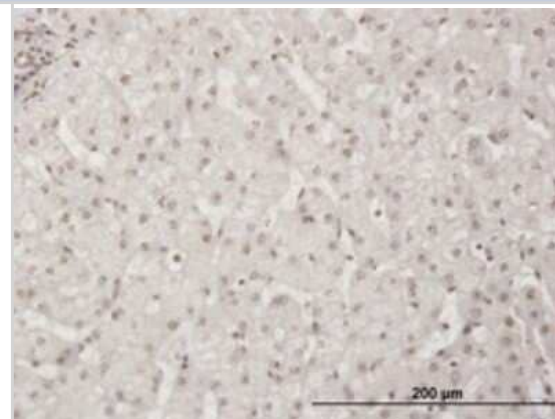
H00009031-M01-100ug

WSTF Antibody (5E9) - Azide and BSA Free

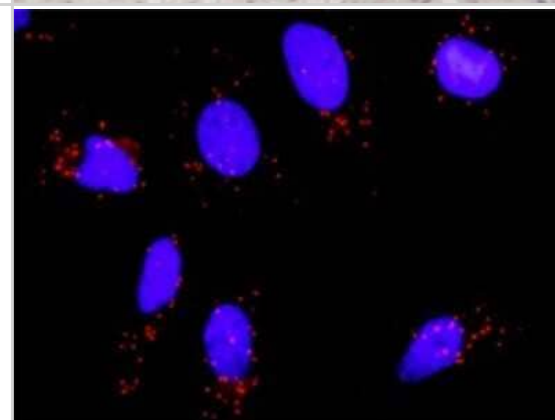
Product Information	
Unit Size	100 ug
Concentration	Concentrations vary lot to lot. See vial label for concentration. If unlisted please contact technical services.
Storage	Aliquot and store at -20C or -80C. Avoid freeze-thaw cycles.
Clonality	Monoclonal
Clone	5E9
Preservative	No Preservative
Isotype	IgG2a Kappa
Purity	IgG purified
Buffer	In 1x PBS, pH 7.4
Product Description	
Description	Quality control test: Antibody Reactive Against Recombinant Protein.
Host	Mouse
Gene ID	9031
Gene Symbol	BAZ1B
Species	Human
Specificity/Sensitivity	BAZ1B - bromodomain adjacent to zinc finger domain, 1B
Immunogen	BAZ1B (NP_075381, 1384 a.a. ~ 1483 a.a) partial recombinant protein with GST tag. MW of the GST tag alone is 26 KDa. MDFQTVQNKCSYRSVQEFLTDMKQVFTNAEVYNCRGSHVLSCMVKTEQ CLVALLHKHLPGHPYVRRKRKKFPDRLAEDEGDSEPEAVGQSRGRRQKK
Notes	This product is produced by and distributed for Abnova, a company based in Taiwan.
Product Application Details	
Applications	ELISA, Immunohistochemistry, Immunohistochemistry-Paraffin, Proximity Ligation Assay, Sandwich ELISA
Recommended Dilutions	ELISA, Immunohistochemistry, Immunohistochemistry-Paraffin, Proximity Ligation Assay, Sandwich ELISA
Application Notes	Antibody reactivity against recombinant protein on ELISA. It has been used for IHC-P.

Images

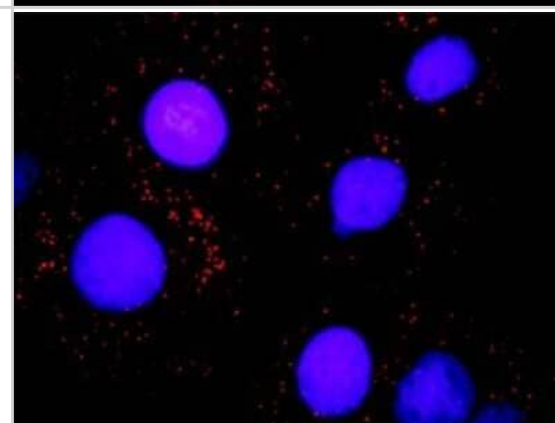
Immunohistochemistry-Paraffin: WSTF Antibody (5E9) [H00009031-M01] - Analysis of monoclonal antibody to BAZ1B on formalin-fixed paraffin-embedded human liver. Antibody concentration 3 ug/ml.



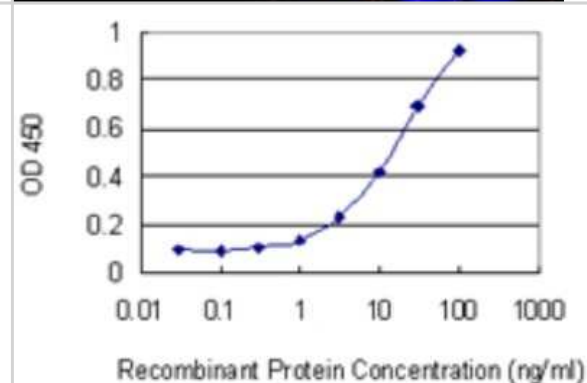
Proximity Ligation Assay: WSTF Antibody (5E9) [H00009031-M01] - Analysis of protein-protein interactions between SMARCB1 and BAZ1B. HeLa cells were stained with anti-SMARCB1 rabbit purified polyclonal 1:1200 and anti-BAZ1B mouse monoclonal antibody 1:50. Each red dot represents the detection of protein-protein interaction complex, and nuclei were counterstained with DAPI (blue).



Proximity Ligation Assay: WSTF Antibody (5E9) [H00009031-M01] - Analysis of protein-protein interactions between SMARCB1 and BAZ1B. Huh7 cells were stained with anti-SMARCB1 rabbit purified polyclonal 1:1200 and anti-BAZ1B mouse monoclonal antibody 1:50. Each red dot represents the detection of protein-protein interaction complex, and nuclei were counterstained with DAPI (blue).



Sandwich ELISA: WSTF Antibody (5E9) [H00009031-M01] - Detection limit for recombinant GST tagged BAZ1B is 0.3 ng/ml as a capture antibody.





Novus Biologicals USA

10730 E. Briarwood Avenue
Centennial, CO 80112
USA
Phone: 303.730.1950
Toll Free: 1.888.506.6887
Fax: 303.730.1966
nb-customerservice@bio-techne.com

Bio-Techne Canada

21 Canmotor Ave
Toronto, ON M8Z 4E6
Canada
Phone: 905.827.6400
Toll Free: 855.668.8722
Fax: 905.827.6402
canada.inquires@bio-techne.com

Bio-Techne Ltd

19 Barton Lane
Abingdon Science Park
Abingdon, OX14 3NB, United Kingdom
Phone: (44) (0) 1235 529449
Free Phone: 0800 37 34 15
Fax: (44) (0) 1235 533420
info.EMEA@bio-techne.com

General Contact Information

www.novusbio.com
Technical Support: nb-technical@bio-techne.com
Orders: nb-customerservice@bio-techne.com
General: novus@novusbio.com

Products Related to H00009031-M01-100ug

HAF007	Goat anti-Mouse IgG Secondary Antibody [HRP]
NB720-B	Rabbit anti-Mouse IgG (H+L) Secondary Antibody [Biotin]
NBP1-96981-0.5mg	Mouse IgG2a Kappa Isotype Control (M2AK)
NBP2-57741PEP	WSTF Recombinant Protein Antigen

Limitations

This product is for research use only and is not approved for use in humans or in clinical diagnosis. Primary Antibodies are guaranteed for 1 year from date of receipt.

For more information on our 100% guarantee, please visit www.novusbio.com/guarantee

Earn gift cards/discounts by submitting a review: www.novusbio.com/reviews/submit/H00009031-M01

Earn gift cards/discounts by submitting a publication using this product:
www.novusbio.com/publications

