

Product Datasheet

PLOD3 Antibody - Azide and BSA Free H00008985-B01P

Unit Size: 0.05 mg

Aliquot and store at -20C or -80C. Avoid freeze-thaw cycles.

www.novusbio.com



technical@novusbio.com

Publications: 2

Protocols, Publications, Related Products, Reviews, Research Tools and Images at:
www.novusbio.com/H00008985-B01P

Updated 2/21/2025 v.20.1

Earn rewards for product
reviews and publications.

Submit a publication at www.novusbio.com/publications

Submit a review at www.novusbio.com/reviews/destination/H00008985-B01P



H00008985-B01P

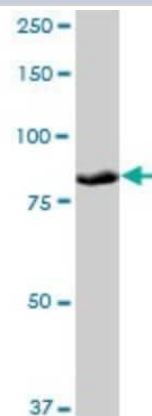
PLOD3 Antibody - Azide and BSA Free

Product Information	
Unit Size	0.05 mg
Concentration	Concentrations vary lot to lot. See vial label for concentration. If unlisted please contact technical services.
Storage	Aliquot and store at -20C or -80C. Avoid freeze-thaw cycles.
Clonality	Polyclonal
Preservative	No Preservative
Isotype	IgG
Purity	Protein A purified
Buffer	PBS (pH 7.4)
Product Description	
Description	Quality control test: Antibody reactive against mammalian transfected lysate.
Host	Mouse
Gene ID	8985
Gene Symbol	PLOD3
Species	Human
Specificity/Sensitivity	PLOD3 - procollagen-lysine, 2-oxoglutarate 5-dioxygenase 3,
Immunogen	PLOD3 (NP_001075.1, 1 a.a. - 738 a.a.) full-length human protein. MTSSGGPGRFLLLLPLLLPPAASASDRPRGRDPVNPEKLLVITVATAETEGYLR FLRSAEFFNYTVRTLGLGEEWRGGDVARTVGGGQKVRWLKKEMEKYADRED MIIMFVDSYDVILAGSPTTELLKKFVQSGSRLIFSASFCEWPEWGLAEQYPEVGT GKRFLNSGGFIGFATTIHQIVRQWKYKDDDDDDQLFYTRYLDPGLREKLSLNLNLD HKSRIQNLNGALDEVVLKFDNRNRVIRNVAYDTLPVVHGNPPTKLQLNYLGN YVPNGWTPPEGGCGFCNQDRRTLPGGQPPPRVFLAVFVEQPTPFLPRFLQRLL LLDYPPDRVTLFLHNNEVFHEPHIADSWPQLQDHFSAVKLVGPEEALSPGEAR DMAMDLCRQDPECEFYFSLDADAVLTNLQTLRILIEENRKVIAPMLSRHGKLSW NFWGALSPDEYYARSEDYVELVQRKRVGVWNVPIYISQAYVIRGDTLRMELPQ RDVFSGSDTDPDMAFCKSFRDKGIFLHLSNQHEFGRLATSRYDTEHLHPDLW QIFDNPVDWKEQYIHENYSRALEGEQPCPDVYWFPLLSEQMCDELVAEM EHYGQWSGGRHEDSRLAGGYENVPTVDIHMKQVGYEDQWLQLLRITYVGPMT ESLFPGYHTKARAVMNFVRYRPDEQPSLRPHHDSSTFTLNVALNHKGLDYEG GGCRFLRYDCVISSPRKGWALLHPGRLTHYHEGLPTTWGTRYIMVSFVDP
Notes	This product is produced by and distributed for Abnova, a company based in Taiwan.
Product Application Details	
Applications	Western Blot, Immunocytochemistry/ Immunofluorescence
Recommended Dilutions	Western Blot, Immunocytochemistry/ Immunofluorescence
Application Notes	Antibody reactivity against Recombinant Protein with GST tag on ELISA and WB and also on transfected lysate in WB. GST tag alone is used as a negative control. It is also useful for IF.

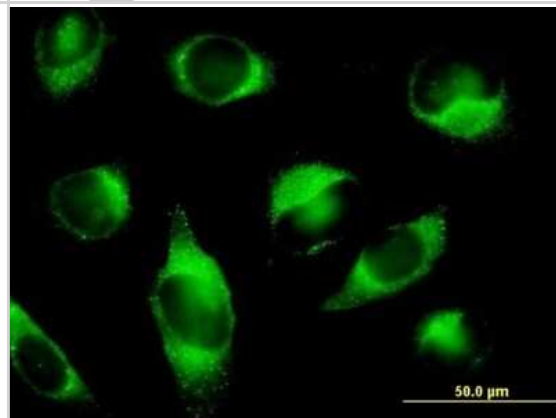


Images

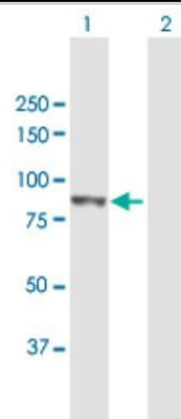
Western Blot: PLOD3 Antibody [H00008985-B01P] - Analysis of PLOD3 expression in HepG2.



Immunocytochemistry/Immunofluorescence: PLOD3 Antibody [H00008985-B01P] - Analysis of purified antibody to PLOD3 on HeLa cell. (antibody concentration 10 ug/ml)



Western Blot: PLOD3 Antibody [H00008985-B01P] - Analysis of PLOD3 expression in transfected 293T cell line by PLOD3 polyclonal antibody. Lane 1: PLOD3 transfected lysate(81.18 KDa). Lane 2: Non-transfected lysate.



Publications

Amodio G, Sasso E, D'Ambrosio C et al. Identification of a microRNA (miR-663a) induced by ER stress and its target gene PLOD3 by a combined microRNome and proteome approach. *Cell Biol Toxicol* 2016-05-27 [PMID: 27233793]

Amodio G, Moltedo O, Monteleone F et al. Proteomic Signatures in Thapsigargin-Treated Hepatoma Cells. *Chem Res Toxicol*. 2011-07-01 [PMID: 21692457]



Novus Biologicals USA

10730 E. Briarwood Avenue
Centennial, CO 80112
USA
Phone: 303.730.1950
Toll Free: 1.888.506.6887
Fax: 303.730.1966
nb-customerservice@bio-techne.com

Bio-Techne Canada

21 Canmotor Ave
Toronto, ON M8Z 4E6
Canada
Phone: 905.827.6400
Toll Free: 855.668.8722
Fax: 905.827.6402
canada.inquires@bio-techne.com

Bio-Techne Ltd

19 Barton Lane
Abingdon Science Park
Abingdon, OX14 3NB, United Kingdom
Phone: (44) (0) 1235 529449
Free Phone: 0800 37 34 15
Fax: (44) (0) 1235 533420
info.EMEA@bio-techne.com

General Contact Information

www.novusbio.com
Technical Support: nb-technical@bio-techne.com
Orders: nb-customerservice@bio-techne.com
General: novus@novusbio.com

Products Related to H00008985-B01P

HAF007	Goat anti-Mouse IgG Secondary Antibody [HRP]
NB720-B	Rabbit anti-Mouse IgG (H+L) Secondary Antibody [Biotin]
NBP1-97019-5mg	Mouse IgG Isotype Control
H00008985-P01-10ug	Recombinant Human PLOD3 GST (N-Term) Protein

Limitations

This product is for research use only and is not approved for use in humans or in clinical diagnosis. Primary Antibodies are guaranteed for 1 year from date of receipt.

For more information on our 100% guarantee, please visit www.novusbio.com/guarantee

Earn gift cards/discounts by submitting a review: www.novusbio.com/reviews/submit/H00008985-B01P

Earn gift cards/discounts by submitting a publication using this product:
www.novusbio.com/publications

