

Product Datasheet

DDX3 Antibody (2D7) - Azide and BSA Free H00008653-M01

Unit Size: 0.1 mg

Aliquot and store at -20C or -80C. Avoid freeze-thaw cycles.

www.novusbio.com



technical@novusbio.com

Protocols, Publications, Related Products, Reviews, Research Tools and Images at:
www.novusbio.com/H00008653-M01

Updated 2/21/2025 v.20.1

Earn rewards for product
reviews and publications.

Submit a publication at www.novusbio.com/publications

Submit a review at www.novusbio.com/reviews/destination/H00008653-M01



H00008653-M01


DDX3 Antibody (2D7) - Azide and BSA Free

Product Information	
Unit Size	0.1 mg
Concentration	Concentrations vary lot to lot. See vial label for concentration. If unlisted please contact technical services.
Storage	Aliquot and store at -20C or -80C. Avoid freeze-thaw cycles.
Clonality	Monoclonal
Clone	2D7
Preservative	No Preservative
Isotype	IgG1 Kappa
Purity	IgG purified
Buffer	In 1x PBS, pH 7.4
Product Description	
Description	Quality control test: Antibody Reactive Against Recombinant Protein.
Host	Mouse
Gene ID	1654
Gene Symbol	DDX3X
Species	Human, Mouse
Reactivity Notes	Please note that this antibody is reactive to Mouse and derived from the same host, Mouse. Additional Mouse on Mouse blocking steps may be required for IHC and ICC experiments. Please contact Technical Support for more information.
Specificity/Sensitivity	This antibody was raised to human DDX3Y fragment, however it is known to crossreact with DDX3X.
Immunogen	DDX3Y (NP_004651, 1 a.a. ~ 80 a.a) partial recombinant protein with GST tag. MW of the GST tag alone is 26 KDa. MSHVVKNDPELDQQLANLDLNSEKQSGGASTASKGRYIPPHLRNREASKGF HDKDSSGWSCSKDKDAYSSFGSRDSRGK
Notes	This product is produced by and distributed for Abnova, a company based in Taiwan.
Product Application Details	
Applications	Western Blot, ELISA, Immunohistochemistry, Immunohistochemistry-Paraffin, Sandwich ELISA
Recommended Dilutions	Western Blot, ELISA, Immunohistochemistry, Immunohistochemistry-Paraffin, Sandwich ELISA
Application Notes	Antibody reactivity against cell lysate and recombinant protein for WB. It has also been used for IHC-P and ELISA.

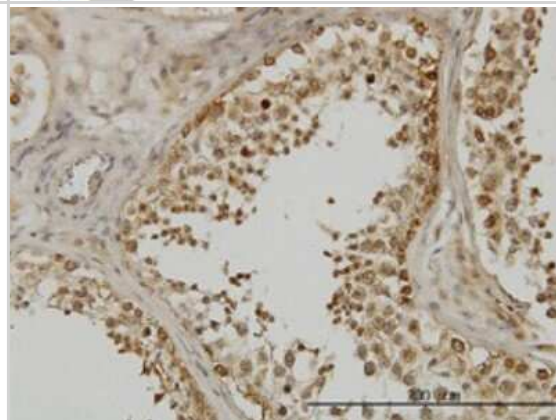


Images


Western Blot: DDX3 Antibody (2D7) [H00008653-M01] - DDX3Y monoclonal antibody (M01), clone 2D7. Analysis of DDX3Y expression in NIH/3T3.




Immunohistochemistry-Paraffin: DDX3 Antibody (2D7) [H00008653-M01] - Analysis of monoclonal antibody to DDX3Y on formalin-fixed paraffin-embedded human testis. Antibody concentration 3 ug/ml.



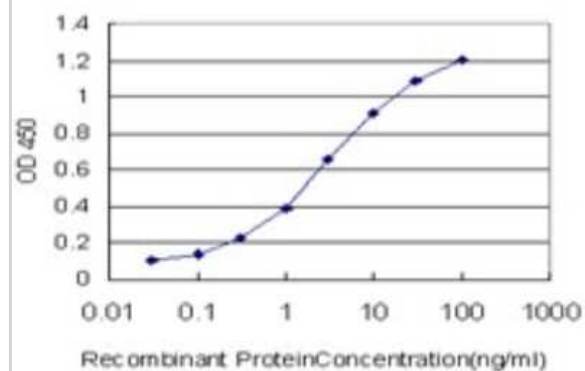
Western Blot: DDX3 Antibody (2D7) [H00008653-M01] - DDX3Y monoclonal antibody (M01), clone 2D7. Analysis of DDX3Y expression in Raw 264.7.



Western Blot: DDX3 Antibody (2D7) [H00008653-M01] - DDX3Y monoclonal antibody (M01), clone 2D7. Analysis of DDX3Y expression in mouse testis.



Sandwich ELISA: DDX3 Antibody (2D7) [H00008653-M01] - Detection limit for recombinant GST tagged DDX3Y is approximately 0.1ng/ml as a capture antibody.





Novus Biologicals USA

10730 E. Briarwood Avenue
Centennial, CO 80112
USA
Phone: 303.730.1950
Toll Free: 1.888.506.6887
Fax: 303.730.1966
nb-customerservice@bio-techne.com

Bio-Techne Canada

21 Canmotor Ave
Toronto, ON M8Z 4E6
Canada
Phone: 905.827.6400
Toll Free: 855.668.8722
Fax: 905.827.6402
canada.inquires@bio-techne.com

Bio-Techne Ltd

19 Barton Lane
Abingdon Science Park
Abingdon, OX14 3NB, United Kingdom
Phone: (44) (0) 1235 529449
Free Phone: 0800 37 34 15
Fax: (44) (0) 1235 533420
info.EMEA@bio-techne.com

General Contact Information

www.novusbio.com
Technical Support: nb-technical@bio-techne.com
Orders: nb-customerservice@bio-techne.com
General: novus@novusbio.com

Products Related to H00008653-M01

HAF007	Goat anti-Mouse IgG Secondary Antibody [HRP]
NB720-B	Rabbit anti-Mouse IgG (H+L) Secondary Antibody [Biotin]
NBP1-43319-0.5mg	Mouse IgG1 Kappa Isotype Control (P3.6.2.8.1)
464-SH-025	Sonic Hedgehog/Shh [Unconjugated]

Limitations

This product is for research use only and is not approved for use in humans or in clinical diagnosis. Primary Antibodies are guaranteed for 1 year from date of receipt.

For more information on our 100% guarantee, please visit www.novusbio.com/guarantee

Earn gift cards/discounts by submitting a review: www.novusbio.com/reviews/submit/H00008653-M01

Earn gift cards/discounts by submitting a publication using this product:
www.novusbio.com/publications

