

# Product Datasheet

## STK16 Antibody (M2) - Azide and BSA Free H00008576-M02

Unit Size: 0.1 mg

Aliquot and store at -20C or -80C. Avoid freeze-thaw cycles.

[www.novusbio.com](http://www.novusbio.com)



[technical@novusbio.com](mailto:technical@novusbio.com)

Protocols, Publications, Related Products, Reviews, Research Tools and Images at:  
[www.novusbio.com/H00008576-M02](http://www.novusbio.com/H00008576-M02)

Updated 2/21/2025 v.20.1

Earn rewards for product  
reviews and publications.

Submit a publication at [www.novusbio.com/publications](http://www.novusbio.com/publications)

Submit a review at [www.novusbio.com/reviews/destination/H00008576-M02](http://www.novusbio.com/reviews/destination/H00008576-M02)



**H00008576-M02**

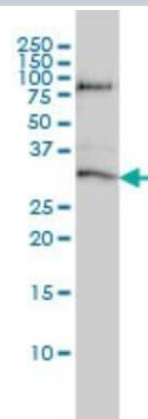
STK16 Antibody (M2) - Azide and BSA Free

Product Information	
Unit Size	0.1 mg
Concentration	Concentrations vary lot to lot. See vial label for concentration. If unlisted please contact technical services.
Storage	Aliquot and store at -20C or -80C. Avoid freeze-thaw cycles.
Clonality	Monoclonal
Clone	M2
Preservative	No Preservative
Isotype	IgG1 Kappa
Purity	IgG purified
Buffer	In 1x PBS, pH 7.4
Product Description	
Description	Quality control test: Antibody Reactive Against Recombinant Protein.
Host	Mouse
Gene ID	8576
Gene Symbol	STK16
Species	Human
Specificity/Sensitivity	STK16 - serine/threonine kinase 16
Immunogen	STK16 (AAH02618, 1 a.a. ~ 305 a.a) full-length recombinant protein with GST tag. MW of the GST tag alone is 26 KDa. MGHALCVCSRGTVIIDNKRYLFIQKLGEggFSYVDLVEGLHDGHFYALKRILCH EQQDREEAQREADMHRLFNHPNLRVAYCLRERGAKEAWLLLPFFKRGTL WNEIERLKDKGNFLTEDQILWLLLGICRGLEAIHAKGYAHRDLKPTNILLGDEGQ PVLMDLGSMNQACIHVEGSRQALTLDWAAQRCTISYRAPELFSVQSHCVIDE RTDVWSLGCVLVYAMMFGEgPYDMVFQKGDSVALAVQNQLSIPQSPRHSSAL WQLLNSMMTVDPHQRPHPILLLSQLEALQPPAPGQHHTTQI
Notes	This product is produced by and distributed for Abnova, a company based in Taiwan.
Product Application Details	
Applications	Western Blot, ELISA, Immunohistochemistry, Immunohistochemistry-Paraffin, Knockdown Validated
Recommended Dilutions	Western Blot, ELISA, Immunohistochemistry, Immunohistochemistry-Paraffin, Knockdown Validated
Application Notes	Antibody reactivity against cell lysate and recombinant protein for WB. It has also been used for IHC-P, RNAi Validation and ELISA.

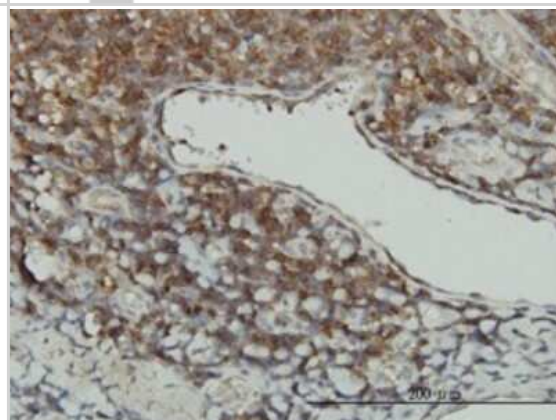


## Images

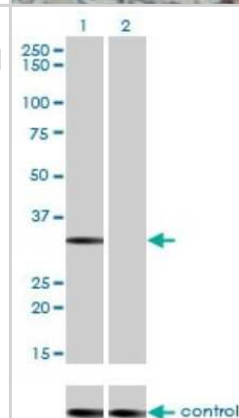
Western Blot: STK16 Antibody (M2) [H00008576-M02] - STK16 monoclonal antibody (M02), clone M2 Analysis of STK16 expression in A-431.



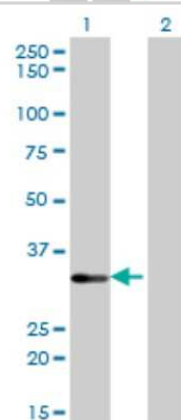
Immunohistochemistry-Paraffin: STK16 Antibody (M2) [H00008576-M02] - Analysis of monoclonal antibody to STK16 on formalin-fixed paraffin-embedded human tonsil. Antibody concentration 3 ug/ml.



Western Blot: STK16 Antibody (M2) [H00008576-M02] - Analysis of STK16 over-expressed 293 cell line, cotransfected with STK16 Validated Chimera RNAi ( Cat # H00008576-R01V ) (Lane 2) or non-transfected control (Lane 1). Blot probed with STK16 monoclonal antibody (M02), clone M2 (Cat # H00008576-M02 ). GAPDH ( 36.1 kDa ) used as specificity and loading control.



Western Blot: STK16 Antibody (M2) [H00008576-M02] - Analysis of STK16 expression in transfected 293T cell line by STK16 monoclonal antibody (M02), clone M2. Lane 1: STK16 transfected lysate(34.7 KDa). Lane 2: Non-transfected lysate.





### **Novus Biologicals USA**

10730 E. Briarwood Avenue  
Centennial, CO 80112  
USA  
Phone: 303.730.1950  
Toll Free: 1.888.506.6887  
Fax: 303.730.1966  
nb-customerservice@bio-techne.com

### **Bio-Techne Canada**

21 Canmotor Ave  
Toronto, ON M8Z 4E6  
Canada  
Phone: 905.827.6400  
Toll Free: 855.668.8722  
Fax: 905.827.6402  
canada.inquires@bio-techne.com

### **Bio-Techne Ltd**

19 Barton Lane  
Abingdon Science Park  
Abingdon, OX14 3NB, United Kingdom  
Phone: (44) (0) 1235 529449  
Free Phone: 0800 37 34 15  
Fax: (44) (0) 1235 533420  
info.EMEA@bio-techne.com

### **General Contact Information**

[www.novusbio.com](http://www.novusbio.com)  
Technical Support: nb-technical@bio-techne.com  
Orders: nb-customerservice@bio-techne.com  
General: novus@novusbio.com

### **Products Related to H00008576-M02**

HAF007	Goat anti-Mouse IgG Secondary Antibody [HRP]
NB720-B	Rabbit anti-Mouse IgG (H+L) Secondary Antibody [Biotin]
NBP1-43319-0.5mg	Mouse IgG1 Kappa Isotype Control (P3.6.2.8.1)
NBP1-98961-100ug	Recombinant Human STK16 His Protein

### **Limitations**

This product is for research use only and is not approved for use in humans or in clinical diagnosis. Primary Antibodies are guaranteed for 1 year from date of receipt.

For more information on our 100% guarantee, please visit [www.novusbio.com/guarantee](http://www.novusbio.com/guarantee)

Earn gift cards/discounts by submitting a review: [www.novusbio.com/reviews/submit/H00008576-M02](http://www.novusbio.com/reviews/submit/H00008576-M02)

Earn gift cards/discounts by submitting a publication using this product:  
[www.novusbio.com/publications](http://www.novusbio.com/publications)

