

Product Datasheet

MAPKAP Kinase 3 Antibody (2B5) - Azide and BSA Free H00007867-M02

Unit Size: 0.1 mg

Aliquot and store at -20C or -80C. Avoid freeze-thaw cycles.

www.novusbio.com



technical@novusbio.com

Protocols, Publications, Related Products, Reviews, Research Tools and Images at:
www.novusbio.com/H00007867-M02

Updated 2/21/2025 v.20.1

Earn rewards for product
reviews and publications.

Submit a publication at www.novusbio.com/publications

Submit a review at www.novusbio.com/reviews/destination/H00007867-M02



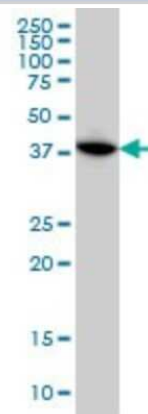
H00007867-M02**MAPKAP Kinase 3 Antibody (2B5) - Azide and BSA Free**

Product Information	
Unit Size	0.1 mg
Concentration	Concentrations vary lot to lot. See vial label for concentration. If unlisted please contact technical services.
Storage	Aliquot and store at -20C or -80C. Avoid freeze-thaw cycles.
Clonality	Monoclonal
Clone	2B5
Preservative	No Preservative
Isotype	IgG2a Kappa
Purity	IgG purified
Buffer	In 1x PBS, pH 7.4
Product Description	
Description	Quality control test: Antibody Reactive Against Recombinant Protein.
Host	Mouse
Gene ID	7867
Gene Symbol	MAPKAPK3
Species	Human, Mouse
Reactivity Notes	Please note that this antibody is reactive to Mouse and derived from the same host, Mouse. Additional Mouse on Mouse blocking steps may be required for IHC and ICC experiments. Please contact Technical Support for more information.
Specificity/Sensitivity	MAPKAPK3 - mitogen-activated protein kinase-activated protein kinase 3
Immunogen	MAPKAPK3 (AAH01662, 272 a.a. ~ 382 a.a) partial recombinant protein with GST tag. MW of the GST tag alone is 26 KDa. EVSEDAKQLIRLLLKTDPTERTITQFMNHPWINQSMVVPQTPLHTARVLQEDK DHWDEVKEEMTSALATMRVDYDQVKIKDLKTSNNRLLNKRRKKQAGSSSASQ GCNNQ
Notes	This product is produced by and distributed for Abnova, a company based in Taiwan.
Product Application Details	
Applications	Western Blot, ELISA, Immunohistochemistry, Immunohistochemistry-Paraffin, Proximity Ligation Assay, Sandwich ELISA
Recommended Dilutions	Western Blot, ELISA, Immunohistochemistry, Immunohistochemistry-Paraffin, Proximity Ligation Assay, Sandwich ELISA

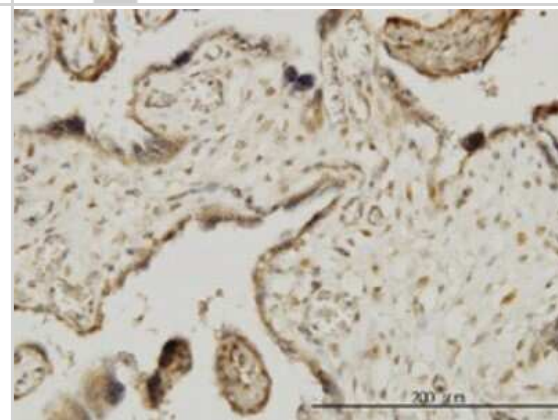


Images


Western Blot: MAPKAP Kinase 3 Antibody (2B5) [H00007867-M02] - MAPKAPK3 monoclonal antibody (M02), clone 2B5 Analysis of MAPKAPK3 expression in HeLa.



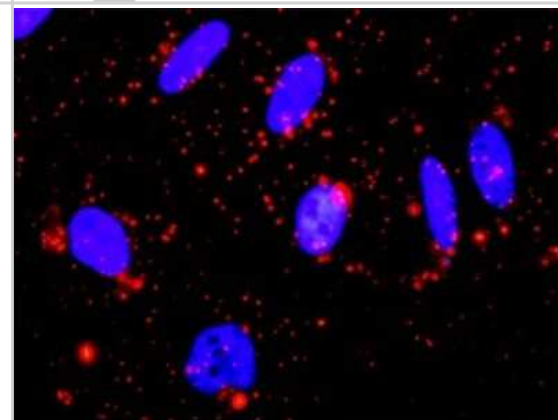
Immunohistochemistry-Paraffin: MAPKAP Kinase 3 Antibody (2B5) [H00007867-M02] - Analysis of monoclonal antibody to MAPKAPK3 on FFPE human placenta. Antibody concentration 3 ug/mL.



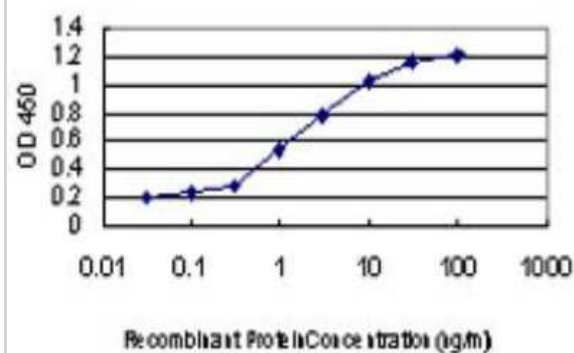
Western Blot: MAPKAP Kinase 3 Antibody (2B5) [H00007867-M02] - MAPKAPK3 monoclonal antibody (M02), clone 2B5. Analysis of MAPKAPK3 expression in NIH/3T3.



Proximity Ligation Assay: MAPKAP Kinase 3 Antibody (2B5) [H00007867-M02] - Analysis of protein-protein interactions between MAPK13 and MAPKAPK3. HeLa cells were stained with anti-MAPK13 rabbit purified polyclonal 1:1200 and anti-MAPKAPK3 mouse monoclonal antibody 1:50. Each red dot represents the detection of protein-protein interaction complex, and nuclei were counterstained with DAPI (blue).



Sandwich ELISA: MAPKAP Kinase 3 Antibody (2B5) [H00007867-M02] -
Detection limit for recombinant GST tagged MAPKAPK3 is
approximately 0.03ng/mL as a capture antibody.



**Novus Biologicals USA**

10730 E. Briarwood Avenue
Centennial, CO 80112
USA
Phone: 303.730.1950
Toll Free: 1.888.506.6887
Fax: 303.730.1966
nb-customerservice@bio-techne.com

Bio-Techne Canada

21 Canmotor Ave
Toronto, ON M8Z 4E6
Canada
Phone: 905.827.6400
Toll Free: 855.668.8722
Fax: 905.827.6402
canada.inquires@bio-techne.com

Bio-Techne Ltd

19 Barton Lane
Abingdon Science Park
Abingdon, OX14 3NB, United Kingdom
Phone: (44) (0) 1235 529449
Free Phone: 0800 37 34 15
Fax: (44) (0) 1235 533420
info.EMEA@bio-techne.com

General Contact Information

www.novusbio.com
Technical Support: nb-technical@bio-techne.com
Orders: nb-customerservice@bio-techne.com
General: novus@novusbio.com

Products Related to H00007867-M02

HAF007	Goat anti-Mouse IgG Secondary Antibody [HRP]
NB720-B	Rabbit anti-Mouse IgG (H+L) Secondary Antibody [Biotin]
NBP1-96981-0.5mg	Mouse IgG2a Kappa Isotype Control (M2AK)
NBP2-23246	Recombinant Human MAPKAP Kinase 3 His Protein

Limitations

This product is for research use only and is not approved for use in humans or in clinical diagnosis. Primary Antibodies are guaranteed for 1 year from date of receipt.

For more information on our 100% guarantee, please visit www.novusbio.com/guarantee

Earn gift cards/discounts by submitting a review: www.novusbio.com/reviews/submit/H00007867-M02

Earn gift cards/discounts by submitting a publication using this product:
www.novusbio.com/publications

