

Product Datasheet

ZNF232 Antibody (1F8) - Azide and BSA Free H00007775-M06

Unit Size: 0.1 mg

Aliquot and store at -20C or -80C. Avoid freeze-thaw cycles.

www.novusbio.com



technical@novusbio.com

Protocols, Publications, Related Products, Reviews, Research Tools and Images at:
www.novusbio.com/H00007775-M06

Updated 2/21/2025 v.20.1

Earn rewards for product
reviews and publications.

Submit a publication at www.novusbio.com/publications

Submit a review at www.novusbio.com/reviews/destination/H00007775-M06



H00007775-M06

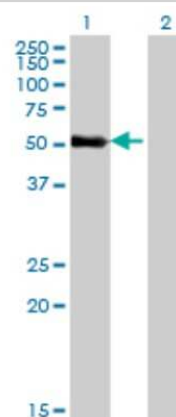
ZNF232 Antibody (1F8) - Azide and BSA Free

Product Information	
Unit Size	0.1 mg
Concentration	Concentrations vary lot to lot. See vial label for concentration. If unlisted please contact technical services.
Storage	Aliquot and store at -20C or -80C. Avoid freeze-thaw cycles.
Clonality	Monoclonal
Clone	1F8
Preservative	No Preservative
Isotype	IgG2a Kappa
Purity	IgG purified
Buffer	In 1x PBS, pH 7.4
Product Description	
Description	Quality control test: Antibody Reactive Against Recombinant Protein.
Host	Mouse
Gene ID	7775
Gene Symbol	ZNF232
Species	Human
Specificity/Sensitivity	ZNF232 - zinc finger protein 232 (1F8)
Immunogen	ZNF232 (NP_055334.2, 181 a.a. ~ 280 a.a) partial recombinant protein with GST tag. MW of the GST tag alone is 26 KDa. EKKESLGAAQEALSIQLQPKETQPFQKSEQVYLHFLSVVTEGPEPKDKGSLP QPPITEVESQVFSEKLATDTSTFEATSEGTLQLQQRNPKAERLRWSP
Notes	This product is produced by and distributed for Abnova, a company based in Taiwan.
Product Application Details	
Applications	Western Blot, ELISA, Immunohistochemistry, Immunohistochemistry-Paraffin, Sandwich ELISA
Recommended Dilutions	Western Blot, ELISA, Immunohistochemistry, Immunohistochemistry-Paraffin, Sandwich ELISA
Application Notes	Antibody reactivity against Recombinant Protein with GST tag on ELISA and WB. GST tag alone is used as a negative control.

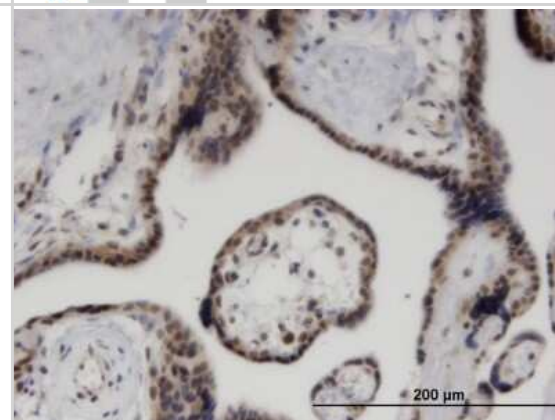


Images

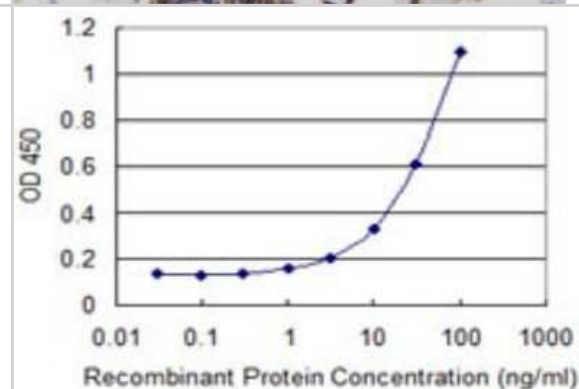
Western Blot: ZNF232 Antibody (1F8) [H00007775-M06] - Analysis of ZNF232 expression in transfected 293T cell line by ZNF232 monoclonal antibody (M06), clone 1F8. Lane 1: ZNF232 transfected lysate (50.7 KDa). Lane 2: Non-transfected lysate.



Immunohistochemistry-Paraffin: ZNF232 Antibody (1F8) [H00007775-M06] - Analysis of monoclonal antibody to ZNF232 on formalin-fixed paraffin-embedded human placenta. Antibody concentration 3 ug/ml



Sandwich ELISA: ZNF232 Antibody (1F8) [H00007775-M06] - Detection limit for recombinant GST tagged ZNF232 is 1 ng/ml as a capture antibody.



**Novus Biologicals USA**

10730 E. Briarwood Avenue
Centennial, CO 80112
USA
Phone: 303.730.1950
Toll Free: 1.888.506.6887
Fax: 303.730.1966
nb-customerservice@bio-techne.com

Bio-Techne Canada

21 Canmotor Ave
Toronto, ON M8Z 4E6
Canada
Phone: 905.827.6400
Toll Free: 855.668.8722
Fax: 905.827.6402
canada.inquires@bio-techne.com

Bio-Techne Ltd

19 Barton Lane
Abingdon Science Park
Abingdon, OX14 3NB, United Kingdom
Phone: (44) (0) 1235 529449
Free Phone: 0800 37 34 15
Fax: (44) (0) 1235 533420
info.EMEA@bio-techne.com

General Contact Information

www.novusbio.com
Technical Support: nb-technical@bio-techne.com
Orders: nb-customerservice@bio-techne.com
General: novus@novusbio.com

Products Related to H00007775-M06

HAF007	Goat anti-Mouse IgG Secondary Antibody [HRP]
NB720-B	Rabbit anti-Mouse IgG (H+L) Secondary Antibody [Biotin]
NBP1-96981-0.5mg	Mouse IgG2a Kappa Isotype Control (M2AK)
H00007775-P01-10ug	Recombinant Human ZNF232 GST (N-Term) Protein

Limitations

This product is for research use only and is not approved for use in humans or in clinical diagnosis. Primary Antibodies are guaranteed for 1 year from date of receipt.

For more information on our 100% guarantee, please visit www.novusbio.com/guarantee

Earn gift cards/discounts by submitting a review: www.novusbio.com/reviews/submit/H00007775-M06

Earn gift cards/discounts by submitting a publication using this product:
www.novusbio.com/publications

