

# Product Datasheet

## YY1 Antibody (2C4) - Azide and BSA Free H00007528-M01

Unit Size: 0.1 mg

Aliquot and store at -20C or -80C. Avoid freeze-thaw cycles.

[www.novusbio.com](http://www.novusbio.com)



[technical@novusbio.com](mailto:technical@novusbio.com)

Protocols, Publications, Related Products, Reviews, Research Tools and Images at:  
[www.novusbio.com/H00007528-M01](http://www.novusbio.com/H00007528-M01)

Updated 2/21/2025 v.20.1

Earn rewards for product  
reviews and publications.

Submit a publication at [www.novusbio.com/publications](http://www.novusbio.com/publications)

Submit a review at [www.novusbio.com/reviews/destination/H00007528-M01](http://www.novusbio.com/reviews/destination/H00007528-M01)



**H00007528-M01**

YY1 Antibody (2C4) - Azide and BSA Free

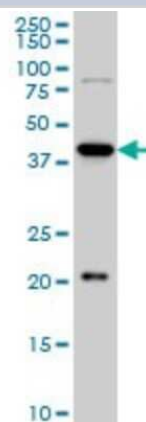
Product Information	
Unit Size	0.1 mg
Concentration	Concentrations vary lot to lot. See vial label for concentration. If unlisted please contact technical services.
Storage	Aliquot and store at -20C or -80C. Avoid freeze-thaw cycles.
Clonality	Monoclonal
Clone	2C4
Preservative	No Preservative
Isotype	IgG1 Kappa
Purity	IgG purified
Buffer	In 1x PBS, pH 7.4

Product Description	
Description	Quality control test: Antibody Reactive Against Recombinant Protein.
Host	Mouse
Gene ID	7528
Gene Symbol	YY1
Species	Human
Specificity/Sensitivity	YY1 - YY1 transcription factor
Immunogen	YY1 (NP_003394, 221 a.a. ~ 320 a.a) partial recombinant protein with GST tag. MW of the GST tag alone is 26 KDa. VTMWSSDEKKDIDHETVVEEQIIGENSPPDYSEYMTGKKLPPGGIPGIDLSDPK QLAEFARMKPRKIKEDDAPRTIACPHKGCTKMFRDNSAMRKHLHTH
Notes	This product is produced by and distributed for Abnova, a company based in Taiwan.

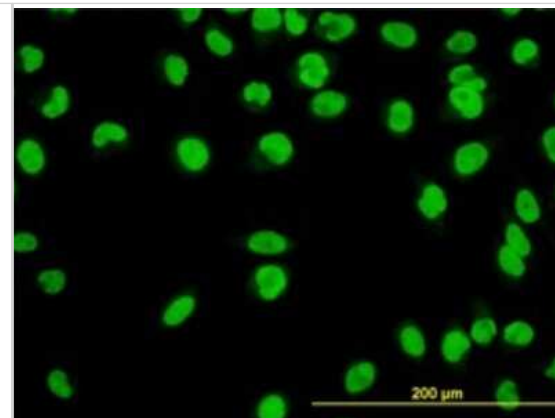
Product Application Details	
Applications	Western Blot, ELISA, Immunocytochemistry/ Immunofluorescence, Immunohistochemistry, Immunohistochemistry-Paraffin, Sandwich ELISA
Recommended Dilutions	Western Blot, ELISA, Immunohistochemistry, Immunocytochemistry/ Immunofluorescence, Immunohistochemistry-Paraffin, Sandwich ELISA
Application Notes	Antibody reactivity against cell lysate and recombinant protein for WB. It has also been used for IF, IHC-P and ELISA.

**Images**

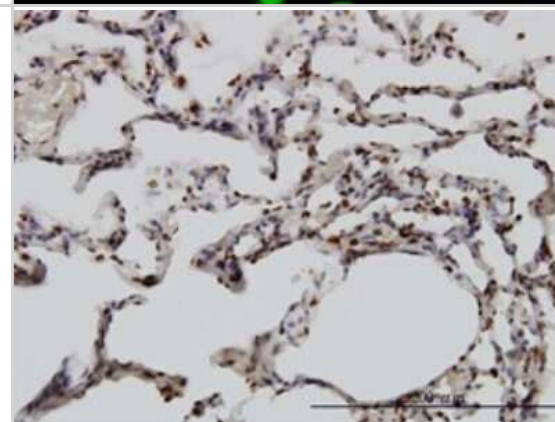
Western Blot: YY1 Antibody (2C4) [H00007528-M01] - YY1 monoclonal antibody (M01), clone 2C4 Analysis of YY1 expression in Hela S3 NE.



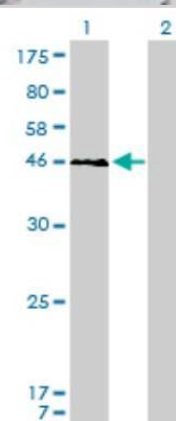
Immunocytochemistry/Immunofluorescence: YY1 Antibody (2C4) [H00007528-M01] - Analysis of monoclonal antibody to YY1 on HeLa cell. Antibody concentration 10 ug/ml.



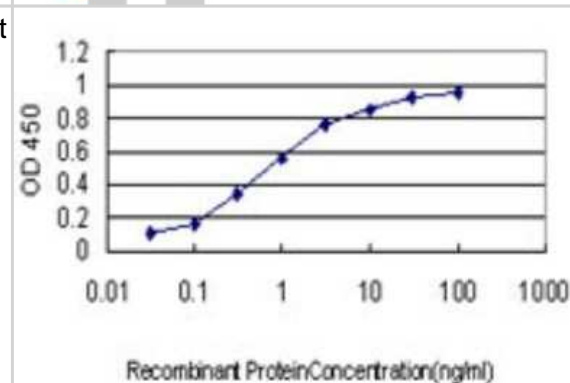
Immunohistochemistry-Paraffin: YY1 Antibody (2C4) [H00007528-M01] - Analysis of monoclonal antibody to YY1 on formalin-fixed paraffin-embedded human lung. Antibody concentration 3 ug/ml.



Western Blot: YY1 Antibody (2C4) [H00007528-M01] - Analysis of YY1 expression in transfected 293T cell line by YY1 monoclonal antibody (M01), clone 2C4. Lane 1: YY1 transfected lysate(44.7 KDa). Lane 2: Non-transfected lysate.



Sandwich ELISA: YY1 Antibody (2C4) [H00007528-M01] - Detection limit for recombinant GST tagged YY1 is approximately 0.03ng/ml as a capture antibody.





### **Novus Biologicals USA**

10730 E. Briarwood Avenue  
Centennial, CO 80112  
USA  
Phone: 303.730.1950  
Toll Free: 1.888.506.6887  
Fax: 303.730.1966  
nb-customerservice@bio-techne.com

### **Bio-Techne Canada**

21 Canmotor Ave  
Toronto, ON M8Z 4E6  
Canada  
Phone: 905.827.6400  
Toll Free: 855.668.8722  
Fax: 905.827.6402  
canada.inquires@bio-techne.com

### **Bio-Techne Ltd**

19 Barton Lane  
Abingdon Science Park  
Abingdon, OX14 3NB, United Kingdom  
Phone: (44) (0) 1235 529449  
Free Phone: 0800 37 34 15  
Fax: (44) (0) 1235 533420  
info.EMEA@bio-techne.com

### **General Contact Information**

[www.novusbio.com](http://www.novusbio.com)  
Technical Support: nb-technical@bio-techne.com  
Orders: nb-customerservice@bio-techne.com  
General: novus@novusbio.com

### **Products Related to H00007528-M01**

HAF007	Goat anti-Mouse IgG Secondary Antibody [HRP]
NB720-B	Rabbit anti-Mouse IgG (H+L) Secondary Antibody [Biotin]
NBP1-43319-0.5mg	Mouse IgG1 Kappa Isotype Control (P3.6.2.8.1)
NBP2-51866-0.1mg	Recombinant Human YY1 His Protein

### **Limitations**

This product is for research use only and is not approved for use in humans or in clinical diagnosis. Primary Antibodies are guaranteed for 1 year from date of receipt.

For more information on our 100% guarantee, please visit [www.novusbio.com/guarantee](http://www.novusbio.com/guarantee)

Earn gift cards/discounts by submitting a review: [www.novusbio.com/reviews/submit/H00007528-M01](http://www.novusbio.com/reviews/submit/H00007528-M01)

Earn gift cards/discounts by submitting a publication using this product:  
[www.novusbio.com/publications](http://www.novusbio.com/publications)

