

Product Datasheet

UBE2G2 Antibody (5E1) - Azide and BSA Free H00007327-M01

Unit Size: 0.1 mg

Aliquot and store at -20C or -80C. Avoid freeze-thaw cycles.

www.novusbio.com



technical@novusbio.com

Publications: 1

Protocols, Publications, Related Products, Reviews, Research Tools and Images at:
www.novusbio.com/H00007327-M01

Updated 2/21/2025 v.20.1

Earn rewards for product
reviews and publications.

Submit a publication at www.novusbio.com/publications

Submit a review at www.novusbio.com/reviews/destination/H00007327-M01




H00007327-M01

UBE2G2 Antibody (5E1) - Azide and BSA Free

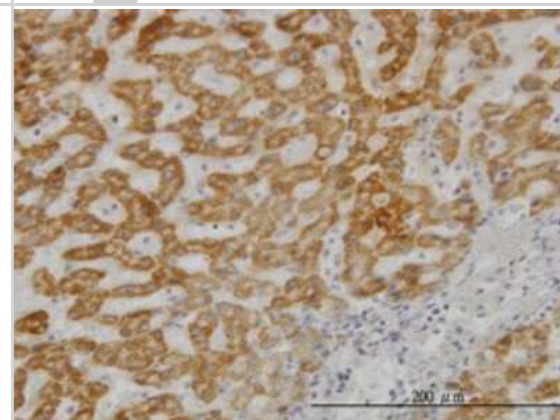
Product Information	
Unit Size	0.1 mg
Concentration	Concentrations vary lot to lot. See vial label for concentration. If unlisted please contact technical services.
Storage	Aliquot and store at -20C or -80C. Avoid freeze-thaw cycles.
Clonality	Monoclonal
Clone	5E1
Preservative	No Preservative
Isotype	IgG2a Kappa
Purity	IgG purified
Buffer	In 1x PBS, pH 7.4
Product Description	
Description	Quality control test: Antibody Reactive Against Recombinant Protein.
Host	Mouse
Gene ID	7327
Gene Symbol	UBE2G2
Species	Human
Specificity/Sensitivity	UBE2G2 - ubiquitin-conjugating enzyme E2G 2 (UBC7 homolog, yeast)
Immunogen	UBE2G2 (NP_003329, 1 a.a. ~ 87 a.a) partial recombinant protein with GST tag. MW of the GST tag alone is 26 KDa. MAGTALKRLMAEYKQLTLNPPEGIVAGPMNEENFFEWEALIMGPEDTCFEFGV FPAILSFLDYPLSPPKMRFTCEMFHPNIYPDGR
Notes	This product is produced by and distributed for Abnova, a company based in Taiwan.
Product Application Details	
Applications	Western Blot, ELISA, Immunohistochemistry, Immunohistochemistry-Paraffin, Sandwich ELISA
Recommended Dilutions	Western Blot, ELISA, Immunohistochemistry, Immunohistochemistry-Paraffin, Sandwich ELISA
Application Notes	Antibody reactivity against cell lysate and recombinant protein for WB. It has also been used for IHC-P and ELISA.

Images

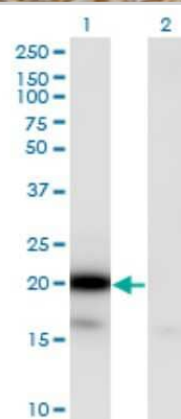
Western Blot: UBE2G2 Antibody (5E1) [H00007327-M01] - UBE2G2 monoclonal antibody (M01), clone 5E1 Analysis of UBE2G2 expression in HeLa.



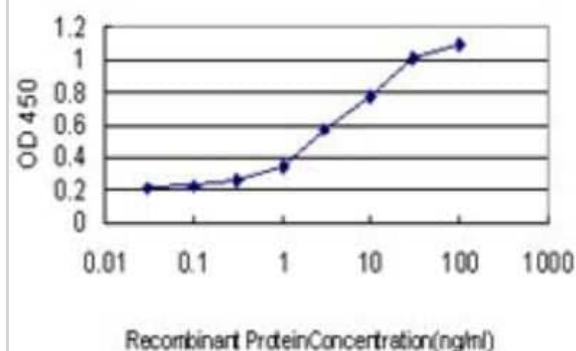
Immunohistochemistry-Paraffin: UBE2G2 Antibody (5E1) [H00007327-M01] - Analysis of monoclonal antibody to UBE2G2 on formalin-fixed paraffin-embedded human liver. Antibody concentration 1 ug/ml.



Western Blot: UBE2G2 Antibody (5E1) [H00007327-M01] - Analysis of UBE2G2 expression in transfected 293T cell line by UBE2G2 monoclonal antibody (M01), clone 5E1. Lane 1: UBE2G2 transfected lysate (15.6 KDa). Lane 2: Non-transfected lysate.



Sandwich ELISA: UBE2G2 Antibody (5E1) [H00007327-M01] - Detection limit for recombinant GST tagged UBE2G2 is approximately 0.1ng/ml as a capture antibody.



Publications

Durcan TM, Kontogiannea M, Bedard N et al. Ataxin-3 Deubiquitination Is Coupled to Parkin Ubiquitination via E2 Ubiquitin-conjugating Enzyme. J Biol Chem. 2011-11-11 [PMID: 22081612]



Novus Biologicals USA

10730 E. Briarwood Avenue
Centennial, CO 80112
USA
Phone: 303.730.1950
Toll Free: 1.888.506.6887
Fax: 303.730.1966
nb-customerservice@bio-techne.com

Bio-Techne Canada

21 Canmotor Ave
Toronto, ON M8Z 4E6
Canada
Phone: 905.827.6400
Toll Free: 855.668.8722
Fax: 905.827.6402
canada.inquires@bio-techne.com

Bio-Techne Ltd

19 Barton Lane
Abingdon Science Park
Abingdon, OX14 3NB, United Kingdom
Phone: (44) (0) 1235 529449
Free Phone: 0800 37 34 15
Fax: (44) (0) 1235 533420
info.EMEA@bio-techne.com

General Contact Information

www.novusbio.com
Technical Support: nb-technical@bio-techne.com
Orders: nb-customerservice@bio-techne.com
General: novus@novusbio.com

Products Related to H00007327-M01

HAF007	Goat anti-Mouse IgG Secondary Antibody [HRP]
NB720-B	Rabbit anti-Mouse IgG (H+L) Secondary Antibody [Biotin]
NBP1-96981-0.5mg	Mouse IgG2a Kappa Isotype Control (M2AK)
NBP1-86888PEP	UBE2G2 Recombinant Protein Antigen

Limitations

This product is for research use only and is not approved for use in humans or in clinical diagnosis. Primary Antibodies are guaranteed for 1 year from date of receipt.

For more information on our 100% guarantee, please visit www.novusbio.com/guarantee

Earn gift cards/discounts by submitting a review: www.novusbio.com/reviews/submit/H00007327-M01

Earn gift cards/discounts by submitting a publication using this product:
www.novusbio.com/publications

