

# Product Datasheet

## Titin Antibody (7D3) - Azide and BSA Free H00007273-M06

Unit Size: 0.1 mg

Aliquot and store at -20C or -80C. Avoid freeze-thaw cycles.

[www.novusbio.com](http://www.novusbio.com)



[technical@novusbio.com](mailto:technical@novusbio.com)

### Publications: 4

Protocols, Publications, Related Products, Reviews, Research Tools and Images at:  
[www.novusbio.com/H00007273-M06](http://www.novusbio.com/H00007273-M06)

Updated 2/21/2025 v.20.1

Earn rewards for product  
reviews and publications.

Submit a publication at [www.novusbio.com/publications](http://www.novusbio.com/publications)

Submit a review at [www.novusbio.com/reviews/destination/H00007273-M06](http://www.novusbio.com/reviews/destination/H00007273-M06)



**H00007273-M06**

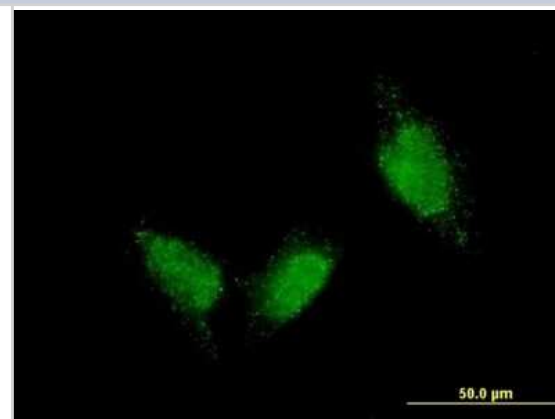
Titin Antibody (7D3) - Azide and BSA Free

Product Information	
Unit Size	0.1 mg
Concentration	Concentrations vary lot to lot. See vial label for concentration. If unlisted please contact technical services.
Storage	Aliquot and store at -20C or -80C. Avoid freeze-thaw cycles.
Clonality	Monoclonal
Clone	7D3
Preservative	No Preservative
Isotype	IgG2a Kappa
Purity	IgG purified
Buffer	In 1x PBS, pH 7.4
Product Description	
Description	Quality control test: Antibody Reactive Against Recombinant Protein.
Host	Mouse
Gene ID	7273
Gene Symbol	TTN
Species	Human, Canine
Specificity/Sensitivity	TTN - titin
Immunogen	TTN (AAH58824, 1 a.a. ~ 110 a.a) partial recombinant protein with GST tag. MW of the GST tag alone is 26 KDa. MTTQAPTFTQPLQSVVLEGSTATFEAHISGFVPVPEVSWFRDGGQVISTSTLPGV QISFSDGRAKLTIPAVTKANSGRYSLKATNGSGQATSTAELLVKAETAPPNFVQ RL
Notes	This product is produced by and distributed for Abnova, a company based in Taiwan.
Product Application Details	
Applications	Western Blot, ELISA, Immunocytochemistry/ Immunofluorescence, Immunohistochemistry, Immunohistochemistry-Paraffin
Recommended Dilutions	Western Blot, ELISA, Immunohistochemistry, Immunocytochemistry/ Immunofluorescence, Immunohistochemistry-Paraffin
Application Notes	Antibody reactivity against recombinant protein for WB. It has been used for IHC-P and ELISA.

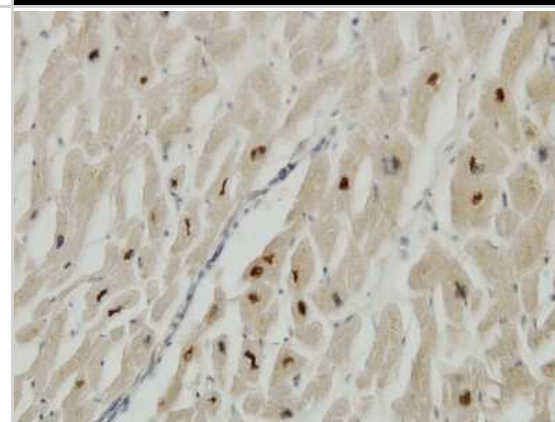


## Images

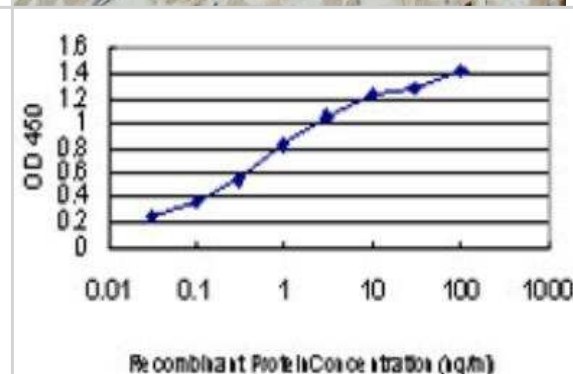
Immunocytochemistry/Immunofluorescence: Titin Antibody (7D3) [H00007273-M06] - Analysis of monoclonal antibody to TTN on HeLa cell. Antibody concentration 10 ug/ml



Immunohistochemistry-Paraffin: Titin Antibody (7D3) [H00007273-M06] - Analysis of monoclonal antibody to TTN on formalin-fixed paraffin-embedded human heart. Antibody concentration 3 ug/ml



ELISA: Titin Antibody (7D3) [H00007273-M06] - Detection limit for recombinant GST tagged TTN is approximately 0.03ng/ml as a capture antibody.



## Publications

Wette S, Lamb G, Murphy R Calpain-3 Is Not a Sodium Dependent Protease and Simply Requires Calcium for Activation International Journal of Molecular Sciences 2023-05-28 [PMID: 37298357]

Ariane B, Simone S, Paola T et al. Titin M-Line insertion sequence 7 is required for proper cardiac function in mice. J Cell Sci. 2021-09-17 [PMID: 34401916]

Stefan W, Nigel B, Matthias S et al. Expression of titin-linked putative mechanosensing proteins in skeletal muscle after power resistance exercise in resistance-trained men. J Appl Physiol (1985). 2020-12-24 [PMID: 33356984]

Meurs KM, Friedenbergs SG, Kolb J et al. A missense variant in the titin gene in Doberman pinscher dogs with familial dilated cardiomyopathy and sudden cardiac death. Hum Genet. 2019-02-04 [PMID: 30715562]



### **Novus Biologicals USA**

10730 E. Briarwood Avenue  
Centennial, CO 80112  
USA  
Phone: 303.730.1950  
Toll Free: 1.888.506.6887  
Fax: 303.730.1966  
nb-customerservice@bio-techne.com

### **Bio-Techne Canada**

21 Canmotor Ave  
Toronto, ON M8Z 4E6  
Canada  
Phone: 905.827.6400  
Toll Free: 855.668.8722  
Fax: 905.827.6402  
canada.inquires@bio-techne.com

### **Bio-Techne Ltd**

19 Barton Lane  
Abingdon Science Park  
Abingdon, OX14 3NB, United Kingdom  
Phone: (44) (0) 1235 529449  
Free Phone: 0800 37 34 15  
Fax: (44) (0) 1235 533420  
info.EMEA@bio-techne.com

### **General Contact Information**

www.novusbio.com  
Technical Support: nb-technical@bio-techne.com  
Orders: nb-customerservice@bio-techne.com  
General: novus@novusbio.com

### **Products Related to H00007273-M06**

HAF007	Goat anti-Mouse IgG Secondary Antibody [HRP]
NB720-B	Rabbit anti-Mouse IgG (H+L) Secondary Antibody [Biotin]
NBP1-96981-0.5mg	Mouse IgG2a Kappa Isotype Control (M2AK)
H00007273-P01-10ug	Recombinant Human Titin GST (N-Term) Protein

### **Limitations**

This product is for research use only and is not approved for use in humans or in clinical diagnosis. Primary Antibodies are guaranteed for 1 year from date of receipt.

For more information on our 100% guarantee, please visit [www.novusbio.com/guarantee](http://www.novusbio.com/guarantee)

Earn gift cards/discounts by submitting a review: [www.novusbio.com/reviews/submit/H00007273-M06](http://www.novusbio.com/reviews/submit/H00007273-M06)

Earn gift cards/discounts by submitting a publication using this product:  
[www.novusbio.com/publications](http://www.novusbio.com/publications)

