

Product Datasheet

TPT1/TCTP Antibody (2C4) - Azide and BSA Free H00007178-M03

Unit Size: 0.1 mg

Aliquot and store at -20C or -80C. Avoid freeze-thaw cycles.

www.novusbio.com



technical@novusbio.com

Publications: 3

Protocols, Publications, Related Products, Reviews, Research Tools and Images at:
www.novusbio.com/H00007178-M03

Updated 2/21/2025 v.20.1

Earn rewards for product
reviews and publications.

Submit a publication at www.novusbio.com/publications

Submit a review at www.novusbio.com/reviews/destination/H00007178-M03




H00007178-M03

TPT1/TCTP Antibody (2C4) - Azide and BSA Free


Product Information	
Unit Size	0.1 mg
Concentration	Concentrations vary lot to lot. See vial label for concentration. If unlisted please contact technical services.
Storage	Aliquot and store at -20C or -80C. Avoid freeze-thaw cycles.
Clonality	Monoclonal
Clone	2C4
Preservative	No Preservative
Isotype	IgG2a Kappa
Purity	IgG purified
Buffer	In 1x PBS, pH 7.4
Product Description	
Description	Quality control test: Antibody Reactive Against Recombinant Protein.
Host	Mouse
Gene ID	7178
Gene Symbol	TPT1
Species	Human, Mouse, Rat
Reactivity Notes	Please note that this antibody is reactive to Mouse and derived from the same host, Mouse. Additional Mouse on Mouse blocking steps may be required for IHC and ICC experiments. Please contact Technical Support for more information.
Specificity/Sensitivity	tumor protein, translationally-controlled 1
Immunogen	TPT1 (AAH22436, 35 a.a. ~ 138 a.a) partial recombinant protein with GST tag. MW of the GST tag alone is 26 KDa. GVDIVMNHHLQETSFTKEAYKKYIKDYMKSIKGLKLEEQRPVVKPFMTGAAEQI KHILANFKNYQFFIGENMNPDGMVALLDYREDGVTPYMIFFKDGLEMEKC
Notes	This product is produced by and distributed for Abnova, a company based in Taiwan.
Product Application Details	
Applications	Western Blot, ELISA
Recommended Dilutions	Western Blot, ELISA
Application Notes	Antibody reactivity against cell lysate and recombinant protein for WB. It has also been used for ELISA.

Images


Western Blot: TPT1/TCTP Antibody (2C4) [H00007178-M03] - Analysis of TPT1 expression in MCF-7 (Cat # L046V1).




Western Blot: TPT1/TCTP Antibody (2C4) [H00007178-M03] - Analysis of TPT1 expression in PC-12 (Cat # L012V1).



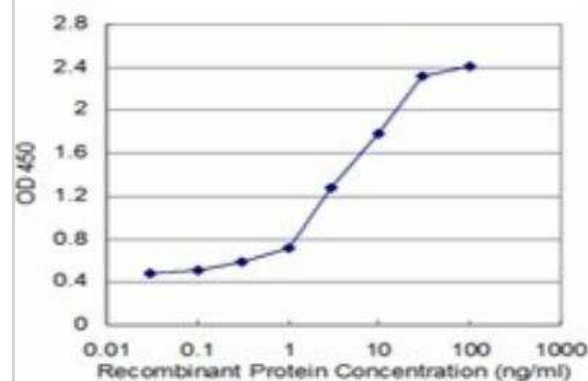
Western Blot: TPT1/TCTP Antibody (2C4) [H00007178-M03] - Analysis of TPT1 expression in Raw 264.7 (Cat # L024V1).



Western Blot: TPT1/TCTP Antibody (2C4) [H00007178-M03] - Analysis of TPT1 expression in NIH/3T3 (Cat # L018V1).



ELISA: TPT1/TCTP Antibody (2C4) [H00007178-M03] - Detection limit for recombinant GST tagged TPT1 is approximately 0.3ng/ml as a capture antibody.



Publications

Kazumi K, Yu K, Alain J et al. Histamine-Releasing Factor Is a Novel Alarmin Induced by House Dust Mite Allergen, Cytokines, and Cell Death. *J Immunol.* 2022-10-12 [PMID: 36223930]

Nusair SD, Joukhan AN, Rashaid AB, Rababa'h AM et al. Methomyl induced effect on fortilin and S100A1 in serum and cardiac tissue: Potential biomarkers of toxicity. *Hum Exp Toxicol.* 2018-11-25 [PMID: 30472887]

Sinthujaroen P, Wanachottrakul N, Pinkaew D et al. Elevation of serum fortilin levels is specific for apoptosis and signifies cell death in vivo. *BBA Clinical.* 2014-01-01 [PMID: 25558447]



Novus Biologicals USA

10730 E. Briarwood Avenue
Centennial, CO 80112
USA
Phone: 303.730.1950
Toll Free: 1.888.506.6887
Fax: 303.730.1966
nb-customerservice@bio-techne.com

Bio-Techne Canada

21 Canmotor Ave
Toronto, ON M8Z 4E6
Canada
Phone: 905.827.6400
Toll Free: 855.668.8722
Fax: 905.827.6402
canada.inquires@bio-techne.com

Bio-Techne Ltd

19 Barton Lane
Abingdon Science Park
Abingdon, OX14 3NB, United Kingdom
Phone: (44) (0) 1235 529449
Free Phone: 0800 37 34 15
Fax: (44) (0) 1235 533420
info.EMEA@bio-techne.com

General Contact Information

www.novusbio.com
Technical Support: nb-technical@bio-techne.com
Orders: nb-customerservice@bio-techne.com
General: novus@novusbio.com

Products Related to H00007178-M03

HAF007	Goat anti-Mouse IgG Secondary Antibody [HRP]
NB720-B	Rabbit anti-Mouse IgG (H+L) Secondary Antibody [Biotin]
NBP1-96981-0.5mg	Mouse IgG2a Kappa Isotype Control (M2AK)
NBP1-37085	Recombinant Human TPT1/TCTP His Protein

Limitations

This product is for research use only and is not approved for use in humans or in clinical diagnosis. Primary Antibodies are guaranteed for 1 year from date of receipt.

For more information on our 100% guarantee, please visit www.novusbio.com/guarantee

Earn gift cards/discounts by submitting a review: www.novusbio.com/reviews/submit/H00007178-M03

Earn gift cards/discounts by submitting a publication using this product:
www.novusbio.com/publications

