

Product Datasheet

Troponin T type 1 (slow skeletal) Antibody - Azide and BSA Free H00007138-B01P

Unit Size: 0.05 mg

Aliquot and store at -20C or -80C. Avoid freeze-thaw cycles.

www.novusbio.com



technical@novusbio.com

Reviews: 1 Publications: 2

Protocols, Publications, Related Products, Reviews, Research Tools and Images at:
www.novusbio.com/H00007138-B01P

Updated 2/21/2025 v.20.1

Earn rewards for product reviews and publications.

Submit a publication at www.novusbio.com/publications

Submit a review at www.novusbio.com/reviews/destination/H00007138-B01P



H00007138-B01P

Troponin T type 1 (slow skeletal) Antibody - Azide and BSA Free

Product Information	
Unit Size	0.05 mg
Concentration	Concentrations vary lot to lot. See vial label for concentration. If unlisted please contact technical services.
Storage	Aliquot and store at -20C or -80C. Avoid freeze-thaw cycles.
Clonality	Polyclonal
Preservative	No Preservative
Isotype	IgG
Purity	Protein A purified
Buffer	PBS (pH 7.4)

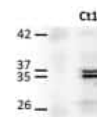
Product Description	
Description	Quality control test: Antibody reactive against mammalian transfected lysate.
Host	Mouse
Gene ID	7138
Gene Symbol	TNNT1
Species	Human, Invertebrate
Reactivity Notes	invertebrate reactivity reported in scientific literature (PMID: 26213227).
Specificity/Sensitivity	TNNT1 - troponin T type 1 (skeletal, slow),
Immunogen	TNNT1 (NP_003274, 1 a.a. - 251 a.a.) full-length human protein. MSDTEEQEYEEEQPEEEAAEEEEEEEEERPKPSRPVVPPLIPPKIPEGERVDFD DIHRKRMEKDLELQTLIDVHFEQRKKEEELVALKERIERRRSERAEQQRFRFRT EKERERQAKLAEKMRKEEAAKKRAEDDAKKKVLNSMGAHFGGYLVKAEQ KRGKRQTGREMKVRILSERKKPLDIDYMGEEQLREKAQELSDWIHQLESEKFD LMAKLGKQKYEINVLYNRISHAQKFRKGAGKGRVGGRWK
Notes	This product is produced by and distributed for Abnova, a company based in Taiwan.

Product Application Details	
Applications	Western Blot
Recommended Dilutions	Western Blot
Application Notes	Antibody reactivity against Recombinant Protein with GST tag on ELISA and WB and also on transfected lysate in WB. GST tag alone is used as a negative control.

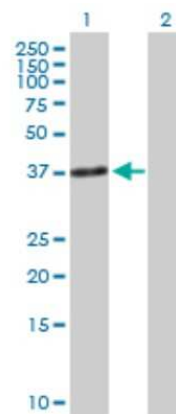


Images

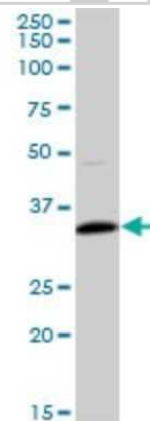
Western Blot: Troponin T type 1 (slow skeletal) Antibody [H00007138-B01P] - Human skeletal muscle lysate. Image from verified customer review.



Western Blot: Troponin T type 1 (slow skeletal) Antibody [H00007138-B01P] - Analysis of TNNT1 expression in transfected 293T cell line by TNNT1 polyclonal antibody. Lane 1: TNNT1 transfected lysate(27.61 KDa). Lane 2: Non-transfected lysate.



Western Blot: Troponin T type 1 (slow skeletal) Antibody [H00007138-B01P] - Analysis of TNNT1 expression in SJCRH30.



Publications

Vyatchin IG, Shevchenko UV, Lazarev SS et al. Troponin-like regulation in muscle thin filaments of the mussel *Crenomytilus grayanus* (Bivalvia: Mytiloidea) *Biochim. Biophys. Acta.* 2015-07-26 [PMID: 26213227] (WB, Mollusca)

Li H, Takai N, Yuge A et al. Novel target genes responsive to the anti-growth activity of triptolide in endometrial and ovarian cancer cells. *Cancer Lett* 2010-06-12 [PMID: 20547442]



Novus Biologicals USA

10730 E. Briarwood Avenue
Centennial, CO 80112
USA
Phone: 303.730.1950
Toll Free: 1.888.506.6887
Fax: 303.730.1966
nb-customerservice@bio-techne.com

Bio-Techne Canada

21 Canmotor Ave
Toronto, ON M8Z 4E6
Canada
Phone: 905.827.6400
Toll Free: 855.668.8722
Fax: 905.827.6402
canada.inquires@bio-techne.com

Bio-Techne Ltd

19 Barton Lane
Abingdon Science Park
Abingdon, OX14 3NB, United Kingdom
Phone: (44) (0) 1235 529449
Free Phone: 0800 37 34 15
Fax: (44) (0) 1235 533420
info.EMEA@bio-techne.com

General Contact Information

www.novusbio.com
Technical Support: nb-technical@bio-techne.com
Orders: nb-customerservice@bio-techne.com
General: novus@novusbio.com

Products Related to H00007138-B01P

HAF007	Goat anti-Mouse IgG Secondary Antibody [HRP]
NB720-B	Rabbit anti-Mouse IgG (H+L) Secondary Antibody [Biotin]
NBP1-97019-5mg	Mouse IgG Isotype Control
NBP2-38855PEP	Troponin T type 1 (slow skeletal) Recombinant Protein Antigen

Limitations

This product is for research use only and is not approved for use in humans or in clinical diagnosis. Primary Antibodies are guaranteed for 1 year from date of receipt.

For more information on our 100% guarantee, please visit www.novusbio.com/guarantee

Earn gift cards/discounts by submitting a review: www.novusbio.com/reviews/submit/H00007138-B01P

Earn gift cards/discounts by submitting a publication using this product:
www.novusbio.com/publications

