

Product Datasheet

TFIIS Antibody - Azide and BSA Free H00006919-B02P

Unit Size: 0.05 mg

Aliquot and store at -20C or -80C. Avoid freeze-thaw cycles.

www.novusbio.com



technical@novusbio.com

Protocols, Publications, Related Products, Reviews, Research Tools and Images at:
www.novusbio.com/H00006919-B02P

Updated 2/21/2025 v.20.1

Earn rewards for product
reviews and publications.

Submit a publication at www.novusbio.com/publications

Submit a review at www.novusbio.com/reviews/destination/H00006919-B02P



H00006919-B02P

TFIIS Antibody - Azide and BSA Free

Product Information

Unit Size	0.05 mg
Concentration	Concentrations vary lot to lot. See vial label for concentration. If unlisted please contact technical services.
Storage	Aliquot and store at -20C or -80C. Avoid freeze-thaw cycles.
Clonality	Polyclonal
Preservative	No Preservative
Isotype	IgG
Purity	Protein A purified
Buffer	PBS (pH 7.4)

Product Description

Description	Quality control test: Antibody reactive against mammalian transfected lysate.
Host	Mouse
Gene ID	6919
Gene Symbol	TCEA2
Species	Human
Specificity/Sensitivity	TCEA2 - transcription elongation factor A (SII), 2,
Immunogen	TCEA2 (NP_003186.1, 1 a.a. - 299 a.a.) full-length human protein. MMGKEEEIARIARRLDKMVTKKSAEGAMDLLRELKAMPITLHLLQSTRVGMSVN ALRKQSSDEEVIALAKSLIKSWKKLLDASDAKARERGRGMPLPTSSRDASEAP DPSRKRPPELPRAPSTPRITTFPPVPVTCDAVRNKCREMLTAALQTDHHDHVAIGA DCERLSAQIEECIFRDVGNTDMKYKNRVRSRISNLKDAKNPDLRRNVLCGAITP QQIAVMTSEEMASDELKEIRKAMTKEAIREHQMARTGGTQTDLFTCGKCRKKN CTYTQVQTRSSDEPMTTFVVCNECGNRWKFC
Notes	This product is produced by and distributed for Abnova, a company based in Taiwan.

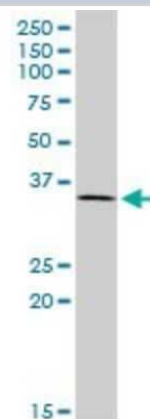
Product Application Details

Applications	Western Blot, Immunocytochemistry/ Immunofluorescence
Recommended Dilutions	Western Blot, Immunocytochemistry/ Immunofluorescence
Application Notes	Antibody reactivity against transfected lysate in WB. It has been used for ELISA and IF.

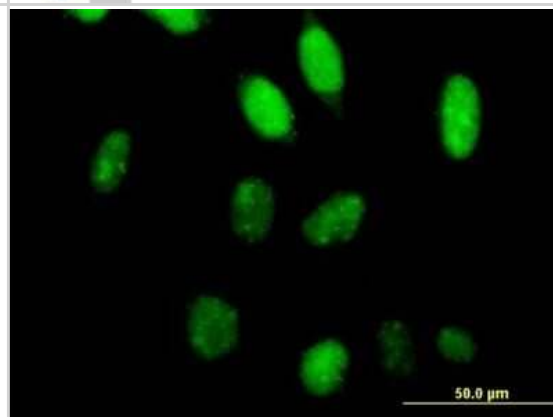


Images

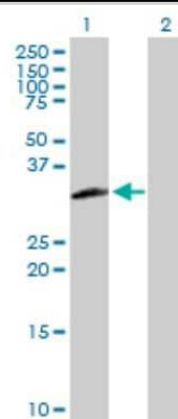
Western Blot: TFIIS Antibody [H00006919-B02P] - Analysis of TCEA2 expression in HeLa.



Immunocytochemistry/Immunofluorescence: TFIIS Antibody [H00006919-B02P] - Analysis of purified antibody to TCEA2 on HeLa cell. (antibody concentration 10 ug/ml)



Western Blot: TFIIS Antibody [H00006919-B02P] - Analysis of TCEA2 expression in transfected 293T cell line by TCEA2 polyclonal antibody. Lane 1: TCEA2 transfected lysate(32.89 KDa). Lane 2: Non-transfected lysate.





Novus Biologicals USA

10730 E. Briarwood Avenue
Centennial, CO 80112
USA
Phone: 303.730.1950
Toll Free: 1.888.506.6887
Fax: 303.730.1966
nb-customerservice@bio-techne.com

Bio-Techne Canada

21 Canmotor Ave
Toronto, ON M8Z 4E6
Canada
Phone: 905.827.6400
Toll Free: 855.668.8722
Fax: 905.827.6402
canada.inquires@bio-techne.com

Bio-Techne Ltd

19 Barton Lane
Abingdon Science Park
Abingdon, OX14 3NB, United Kingdom
Phone: (44) (0) 1235 529449
Free Phone: 0800 37 34 15
Fax: (44) (0) 1235 533420
info.EMEA@bio-techne.com

General Contact Information

www.novusbio.com
Technical Support: nb-technical@bio-techne.com
Orders: nb-customerservice@bio-techne.com
General: novus@novusbio.com

Products Related to H00006919-B02P

HAF007	Goat anti-Mouse IgG Secondary Antibody [HRP]
NB720-B	Rabbit anti-Mouse IgG (H+L) Secondary Antibody [Biotin]
NBP1-97019-5mg	Mouse IgG Isotype Control
NBP2-22877	Recombinant Human TFIIIS His Protein

Limitations

This product is for research use only and is not approved for use in humans or in clinical diagnosis. Primary Antibodies are guaranteed for 1 year from date of receipt.

For more information on our 100% guarantee, please visit www.novusbio.com/guarantee

Earn gift cards/discounts by submitting a review: www.novusbio.com/reviews/submit/H00006919-B02P

Earn gift cards/discounts by submitting a publication using this product:
www.novusbio.com/publications

