

# Product Datasheet

## Syntaxin 1A Antibody (1B11-1A8) - Azide and BSA Free H00006804-M02

Unit Size: 0.1 mg

Aliquot and store at -20C or -80C. Avoid freeze-thaw cycles.

[www.novusbio.com](http://www.novusbio.com)



[technical@novusbio.com](mailto:technical@novusbio.com)

### Publications: 1

Protocols, Publications, Related Products, Reviews, Research Tools and Images at:  
[www.novusbio.com/H00006804-M02](http://www.novusbio.com/H00006804-M02)

Updated 2/21/2025 v.20.1

Earn rewards for product  
reviews and publications.

Submit a publication at [www.novusbio.com/publications](http://www.novusbio.com/publications)

Submit a review at [www.novusbio.com/reviews/destination/H00006804-M02](http://www.novusbio.com/reviews/destination/H00006804-M02)



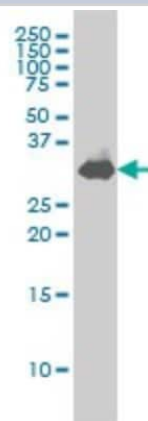
**H00006804-M02**

Syntaxin 1A Antibody (1B11-1A8) - Azide and BSA Free

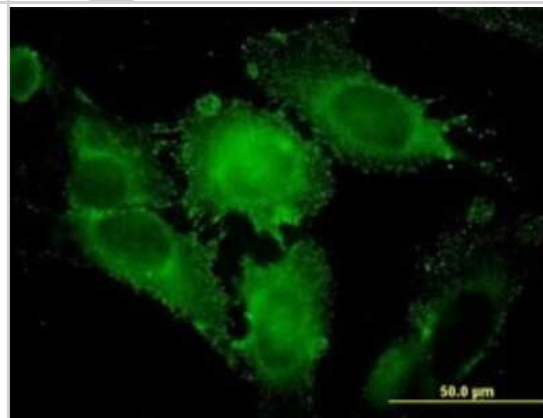
Product Information	
Unit Size	0.1 mg
Concentration	Concentrations vary lot to lot. See vial label for concentration. If unlisted please contact technical services.
Storage	Aliquot and store at -20C or -80C. Avoid freeze-thaw cycles.
Clonality	Monoclonal
Clone	1B11-1A8
Preservative	No Preservative
Isotype	IgG1 Kappa
Purity	IgG purified
Buffer	In 1x PBS, pH 7.4
Product Description	
Description	Quality control test: Antibody Reactive Against Recombinant Protein.
Host	Mouse
Gene ID	6804
Gene Symbol	STX1A
Species	Human, Rat
Specificity/Sensitivity	STX1A - syntaxin 1A (brain)
Immunogen	STX1A (AAH03011.1, 1 a.a. ~ 251 a.a) full-length recombinant protein with GST tag. MW of the GST tag alone is 26 KDa. MKDRTQELRTAKDSDDDDVAVTVDRDRFMDEFFEQVEEIRGFIDKIAENVEE VKRKHSAILASPNPDEKTKEELEELMSDIKKTANKVRSKLSIEQSIEQEEGLNR SSADLRIRKTQHSTLSRKFVEVMSEYNATQSDYRERCKGRIQRQLEITGRTTTS EELEDMLESGNPAIFASGIIMDSSISKQALSEIETRHSEIIKLENSIRELHDMFMD MAMLVESQTMWRGPCLTPRRPSSTRARRAGRKS
Notes	This product is produced by and distributed for Abnova, a company based in Taiwan.
Product Application Details	
Applications	Western Blot, ELISA, Immunocytochemistry/ Immunofluorescence
Recommended Dilutions	Western Blot, ELISA, Immunocytochemistry/ Immunofluorescence
Application Notes	Antibody reactivity against cell lysate and recombinant protein for WB. It has also been used for IF and ELISA.

## Images

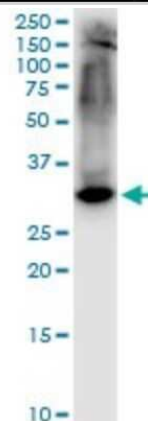
Western Blot: Syntaxin 1A Antibody (1B11-1A8) [H00006804-M02] - STX1A monoclonal antibody (M02), clone 1B11-1A8 Analysis of STX1A expression in IMR-32.



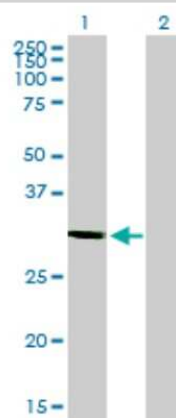
Immunocytochemistry/Immunofluorescence: Syntaxin 1A Antibody (1B11-1A8) [H00006804-M02] - Analysis of monoclonal antibody to STX1A on HeLa cell. Antibody concentration 10 ug/ml.



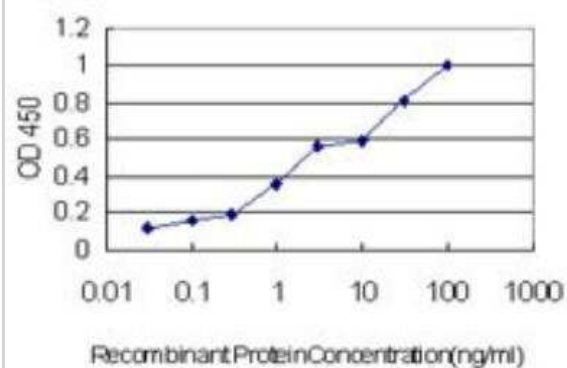
Western Blot: Syntaxin 1A Antibody (1B11-1A8) [H00006804-M02] - STX1A monoclonal antibody (M02), clone 1B11-1A8. Analysis of STX1A expression in PC-12.



Western Blot: Syntaxin 1A Antibody (1B11-1A8) [H00006804-M02] - Analysis of STX1A expression in transfected 293T cell line by STX1A monoclonal antibody (M02), clone 1B11-1A8. Lane 1: STX1A transfected lysate (29 KDa). Lane 2: Non-transfected lysate.



ELISA: Syntaxin 1A Antibody (1B11-1A8) [H00006804-M02] - Detection limit for recombinant GST tagged STX1A is approximately 0.1ng/ml as a capture antibody.



## Publications

Cassiano C, Eletto D, Tosco A et al. Determining the Effect of Pterostilbene on Insulin Secretion Using Chemoproteomics Molecules 2020-06-23 [PMID: 32585851] (WB, Human)



### **Novus Biologicals USA**

10730 E. Briarwood Avenue  
Centennial, CO 80112  
USA  
Phone: 303.730.1950  
Toll Free: 1.888.506.6887  
Fax: 303.730.1966  
nb-customerservice@bio-techne.com

### **Bio-Techne Canada**

21 Canmotor Ave  
Toronto, ON M8Z 4E6  
Canada  
Phone: 905.827.6400  
Toll Free: 855.668.8722  
Fax: 905.827.6402  
canada.inquires@bio-techne.com

### **Bio-Techne Ltd**

19 Barton Lane  
Abingdon Science Park  
Abingdon, OX14 3NB, United Kingdom  
Phone: (44) (0) 1235 529449  
Free Phone: 0800 37 34 15  
Fax: (44) (0) 1235 533420  
info.EMEA@bio-techne.com

### **General Contact Information**

www.novusbio.com  
Technical Support: nb-technical@bio-techne.com  
Orders: nb-customerservice@bio-techne.com  
General: novus@novusbio.com

### **Products Related to H00006804-M02**

---

HAF007	Goat anti-Mouse IgG Secondary Antibody [HRP]
NB720-B	Rabbit anti-Mouse IgG (H+L) Secondary Antibody [Biotin]
NBP1-43319-0.5mg	Mouse IgG1 Kappa Isotype Control (P3.6.2.8.1)
NBP2-52366-0.02mg	Recombinant Human Syntaxin 1A Protein

---

### **Limitations**

This product is for research use only and is not approved for use in humans or in clinical diagnosis. Primary Antibodies are guaranteed for 1 year from date of receipt.

For more information on our 100% guarantee, please visit [www.novusbio.com/guarantee](http://www.novusbio.com/guarantee)

Earn gift cards/discounts by submitting a review: [www.novusbio.com/reviews/submit/H00006804-M02](http://www.novusbio.com/reviews/submit/H00006804-M02)

Earn gift cards/discounts by submitting a publication using this product:  
[www.novusbio.com/publications](http://www.novusbio.com/publications)

