

Product Datasheet

STAT4 Antibody (1C2-1C12) - Azide and BSA Free H00006775-M01

Unit Size: 0.1 mg

Aliquot and store at -20C or -80C. Avoid freeze-thaw cycles.

www.novusbio.com



technical@novusbio.com

Protocols, Publications, Related Products, Reviews, Research Tools and Images at:
www.novusbio.com/H00006775-M01

Updated 2/21/2025 v.20.1

Earn rewards for product
reviews and publications.

Submit a publication at www.novusbio.com/publications

Submit a review at www.novusbio.com/reviews/destination/H00006775-M01




H00006775-M01

STAT4 Antibody (1C2-1C12) - Azide and BSA Free

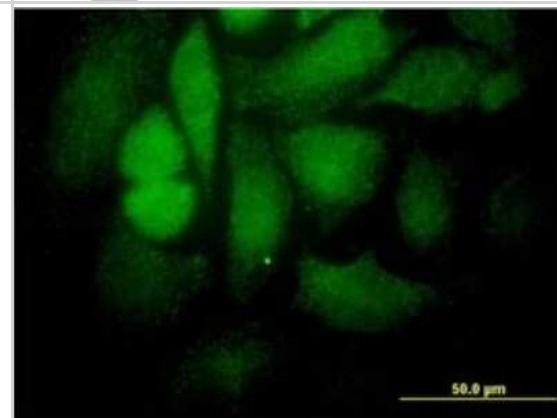
Product Information	
Unit Size	0.1 mg
Concentration	Concentrations vary lot to lot. See vial label for concentration. If unlisted please contact technical services.
Storage	Aliquot and store at -20C or -80C. Avoid freeze-thaw cycles.
Clonality	Monoclonal
Clone	1C2-1C12
Preservative	No Preservative
Isotype	IgG1 Kappa
Purity	IgG purified
Buffer	In 1x PBS, pH 7.4
Product Description	
Description	Quality control test: Antibody Reactive Against Recombinant Protein.
Host	Mouse
Gene ID	6775
Gene Symbol	STAT4
Species	Human
Specificity/Sensitivity	STAT4 - signal transducer and activator of transcription 4
Immunogen	STAT4 (AAH31212, 1 a.a. ~ 748 a.a) full-length recombinant protein with GST tag. MW of the GST tag alone is 26 KDa. MSQWNQVQQLEIKFLEQVDQFYDDNFPMEIRHLLAQWIENQDWEAASNNETM ATILLQNLLIQLDEQLGRVSKEKNLLLIHNLKRIRKVLQGGKFHGNPMHVAVVISNC LREERRILAAANMPVQGPLEKSLQSSSVSERQRNVEHKVAAIKNSVQMTEQDT KYLEDLQDEFDORYKTIQTMDQSDKNSAMVNQEVLTLEMLNSLDFKRKEALS KMTQIIHETDLLMNTMLIEELQDWKRRQQIACIGGPLHNGLDQLQNCFTLLAESL FQLRRQLEKLEEQSTKMTYEGDPIPMQRTHMLERVTFIYNLFKNSFVVERQPC MPTHPQRPLVLKTLIQFTVKLRLLIKLPELNYQVKVKASIDKNVSTLSNRRFVLC GTNVKAMSIEESSNGSLSVEFRHLQPKEMKSSAGGKNEGCHMVTEELHSITF ETQICLYGLTIDLETSSLPVVMISNVSQLPNAWASIIWYNVSTNDSQNLVFFNPNP PPATLSQLLEVMSWQFSSYVGRGLNSDQLHMLAEKLTVQSSYSDGHLTWAKF CKEHLPGKSFTFTWLEAILDLIKKHILPLWIDGYVMGFVSKEKERLLLKDKMPG TFLLRFSESHLGGITFTWVDHSESGEVRFHSEVPEYNGRSLALPFADILRDYKVI MAENIPENPLKYLYPDIPKDKAFGKHYSSQPCEVSRPTERGDKGYVPSVFIPIST IRSDSTEPHSPDLLPMSPSVYAVLRENLSPTTIETAMKSPYSAE
Notes	This product is produced by and distributed for Abnova, a company based in Taiwan.
Product Application Details	
Applications	Western Blot, ELISA, Immunocytochemistry/ Immunofluorescence, Immunohistochemistry, Immunohistochemistry-Paraffin, Immunoprecipitation, Sandwich ELISA
Recommended Dilutions	Western Blot, ELISA, Immunohistochemistry, Immunocytochemistry/ Immunofluorescence, Immunoprecipitation, Immunohistochemistry-Paraffin, Sandwich ELISA
Application Notes	Antibody reactivity against recominant protein, tissue lysate and cell lysate for WB. It has also been used for IF, IHC-P and ELISA.

Images

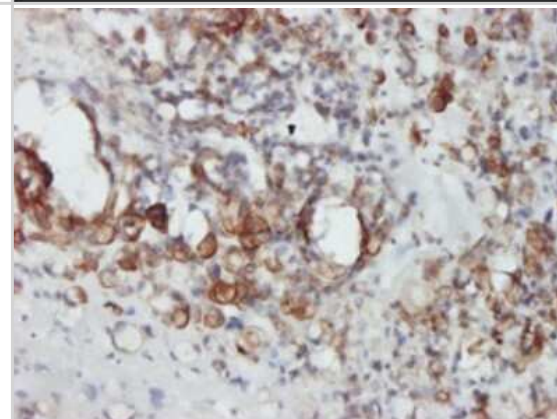
Western Blot: STAT4 Antibody (1C2-1C12) [H00006775-M01] - STAT4 monoclonal antibody (M01), clone 1C2-1C12. Analysis of STAT4 expression in human liver.



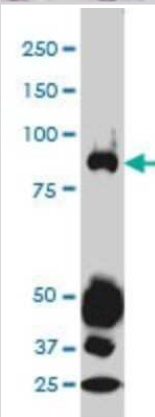
Immunocytochemistry/Immunofluorescence: STAT4 Antibody (1C2-1C12) [H00006775-M01] - Analysis of monoclonal antibody to STAT4 on HeLa cell. Antibody concentration 10 ug/ml.




Immunohistochemistry-Paraffin: STAT4 Antibody (1C2-1C12) [H00006775-M01] - Analysis of monoclonal antibody to STAT4 on formalin-fixed paraffin-embedded human ovary, clear cell carcinoma tissue. Antibody concentration 1 ~ 10 ug/ml.




Western Blot: STAT4 Antibody (1C2-1C12) [H00006775-M01] - STAT4 monoclonal antibody (M01), clone 1C2-1C12 Analysis of STAT4 expression in A-549.



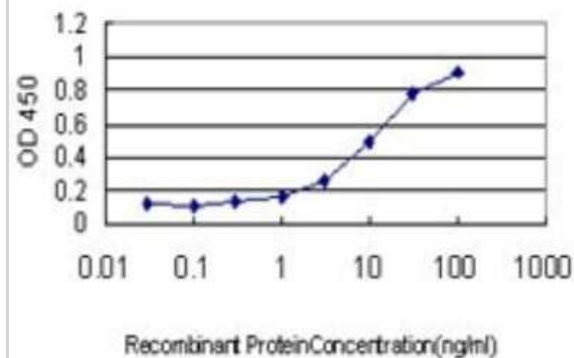
Western Blot: STAT4 Antibody (1C2-1C12) [H00006775-M01] - Analysis of STAT4 expression in transfected 293T cell line by STAT4 monoclonal antibody (M01), clone 1C2-1C12. Lane 1: STAT4 transfected lysate(85.9 KDa). Lane 2: Non-transfected lysate.



Immunoprecipitation: STAT4 Antibody (1C2-1C12) [H00006775-M01] - Analysis of STAT4 transfected lysate using anti-STAT4 monoclonal antibody and Protein A Magnetic Bead, and immunoblotted with STAT4 MaxPab rabbit polyclonal antibody.



Sandwich ELISA: STAT4 Antibody (1C2-1C12) [H00006775-M01] - Detection limit for recombinant GST tagged STAT4 is approximately 0.3ng/ml as a capture antibody.





Novus Biologicals USA

10730 E. Briarwood Avenue
Centennial, CO 80112
USA
Phone: 303.730.1950
Toll Free: 1.888.506.6887
Fax: 303.730.1966
nb-customerservice@bio-techne.com

Bio-Techne Canada

21 Canmotor Ave
Toronto, ON M8Z 4E6
Canada
Phone: 905.827.6400
Toll Free: 855.668.8722
Fax: 905.827.6402
canada.inquires@bio-techne.com

Bio-Techne Ltd

19 Barton Lane
Abingdon Science Park
Abingdon, OX14 3NB, United Kingdom
Phone: (44) (0) 1235 529449
Free Phone: 0800 37 34 15
Fax: (44) (0) 1235 533420
info.EMEA@bio-techne.com

General Contact Information

www.novusbio.com
Technical Support: nb-technical@bio-techne.com
Orders: nb-customerservice@bio-techne.com
General: novus@novusbio.com

Products Related to H00006775-M01

HAF007	Goat anti-Mouse IgG Secondary Antibody [HRP]
NB720-B	Rabbit anti-Mouse IgG (H+L) Secondary Antibody [Biotin]
NBP1-43319-0.5mg	Mouse IgG1 Kappa Isotype Control (P3.6.2.8.1)
H00006775-P01-10ug	Recombinant Human STAT4 GST (N-Term) Protein

Limitations

This product is for research use only and is not approved for use in humans or in clinical diagnosis. Primary Antibodies are guaranteed for 1 year from date of receipt.

For more information on our 100% guarantee, please visit www.novusbio.com/guarantee

Earn gift cards/discounts by submitting a review: www.novusbio.com/reviews/submit/H00006775-M01

Earn gift cards/discounts by submitting a publication using this product:
www.novusbio.com/publications

