

# Product Datasheet

## Slug Antibody (3C12) - Azide and BSA Free H00006591-M05

Unit Size: 0.1 mg

Aliquot and store at -20C or -80C. Avoid freeze-thaw cycles.

[www.novusbio.com](http://www.novusbio.com)



[technical@novusbio.com](mailto:technical@novusbio.com)

Protocols, Publications, Related Products, Reviews, Research Tools and Images at:  
[www.novusbio.com/H00006591-M05](http://www.novusbio.com/H00006591-M05)

Updated 2/21/2025 v.20.1

Earn rewards for product  
reviews and publications.

Submit a publication at [www.novusbio.com/publications](http://www.novusbio.com/publications)

Submit a review at [www.novusbio.com/reviews/destination/H00006591-M05](http://www.novusbio.com/reviews/destination/H00006591-M05)



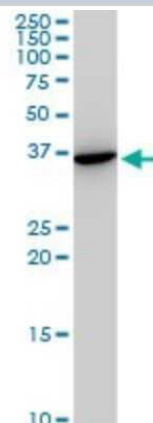
**H00006591-M05**

Slug Antibody (3C12) - Azide and BSA Free

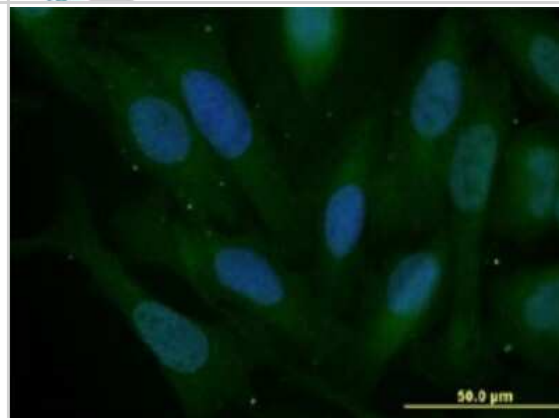
<b>Product Information</b>	
<b>Unit Size</b>	0.1 mg
<b>Concentration</b>	Concentrations vary lot to lot. See vial label for concentration. If unlisted please contact technical services.
<b>Storage</b>	Aliquot and store at -20C or -80C. Avoid freeze-thaw cycles.
<b>Clonality</b>	Monoclonal
<b>Clone</b>	3C12
<b>Preservative</b>	No Preservative
<b>Isotype</b>	IgG3 Kappa
<b>Purity</b>	IgG purified
<b>Buffer</b>	In 1x PBS, pH 7.4
<b>Product Description</b>	
<b>Description</b>	Quality control test: Antibody Reactive Against Recombinant Protein.
<b>Host</b>	Mouse
<b>Gene ID</b>	6591
<b>Gene Symbol</b>	SNAI2
<b>Species</b>	Human, Mouse, Rat
<b>Reactivity Notes</b>	Please note that this antibody is reactive to Mouse and derived from the same host, Mouse. Additional Mouse on Mouse blocking steps may be required for IHC and ICC experiments. Please contact Technical Support for more information.
<b>Specificity/Sensitivity</b>	SNAI2 (3C12)
<b>Immunogen</b>	SNAI2 (NP_003059, 97 a.a. ~ 169 a.a) partial recombinant protein with GST tag. MW of the GST tag alone is 26 KDa. KDHSGSESPISDEEERLQSKLSDPHAIEAEKFQCNLCNKTYSTFSGLAKHKQLH CDAQSRKSFCKYCDKEYV
<b>Notes</b>	This product is produced by and distributed for Abnova, a company based in Taiwan.
<b>Product Application Details</b>	
<b>Applications</b>	Western Blot, ELISA, Immunocytochemistry/ Immunofluorescence
<b>Recommended Dilutions</b>	Western Blot, ELISA, Immunocytochemistry/ Immunofluorescence
<b>Application Notes</b>	Antibody reactivity against cell lysate, tissue lysate and recombinant protein for WB. It has been used for IF and ELISA.

**Images**

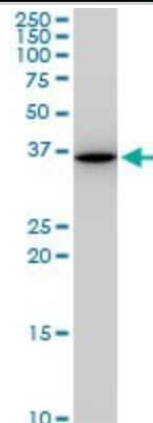
Western Blot: Slug Antibody (3C12) [H00006591-M05] - Analysis of SNAI2 expression in NIH/3T3 (Cat # L018V1).



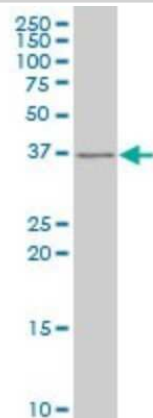
Immunocytochemistry/Immunofluorescence: Slug Antibody (3C12) [H00006591-M05] - Analysis of monoclonal antibody to SNAI2 on U-2 OS cell. Antibody concentration 10 ug/ml



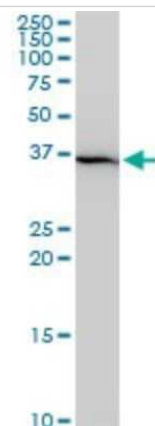
Western Blot: Slug Antibody (3C12) [H00006591-M05] - Analysis of SNAI2 expression in PC-12 (Cat # L012V1).




Western Blot: Slug Antibody (3C12) [H00006591-M05] - Analysis of SNAI2 expression in HepG2 (Cat # L019V1).



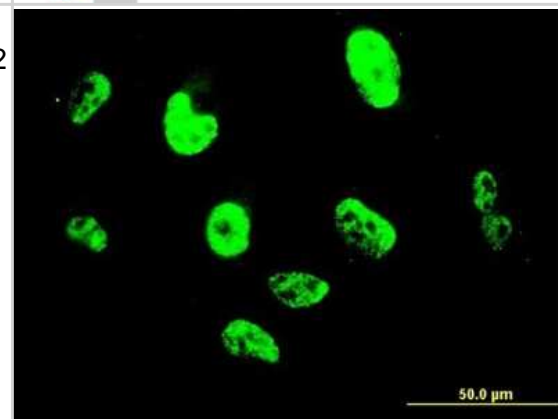
Western Blot: Slug Antibody (3C12) [H00006591-M05] - Analysis of SNAI2 expression in Raw 264.7 (Cat # L024V1).



Western Blot: Slug Antibody (3C12) [H00006591-M05] - Analysis of SNAI2 expression in human liver.



Immunocytochemistry/Immunofluorescence: Slug Antibody (3C12) [H00006591-M05] - Analysis of monoclonal antibody to SNAI2 on HepG2 cell. Antibody concentration 10 ug/ml





### **Novus Biologicals USA**

10730 E. Briarwood Avenue  
Centennial, CO 80112  
USA  
Phone: 303.730.1950  
Toll Free: 1.888.506.6887  
Fax: 303.730.1966  
nb-customerservice@bio-techne.com

### **Bio-Techne Canada**

21 Canmotor Ave  
Toronto, ON M8Z 4E6  
Canada  
Phone: 905.827.6400  
Toll Free: 855.668.8722  
Fax: 905.827.6402  
canada.inquires@bio-techne.com

### **Bio-Techne Ltd**

19 Barton Lane  
Abingdon Science Park  
Abingdon, OX14 3NB, United Kingdom  
Phone: (44) (0) 1235 529449  
Free Phone: 0800 37 34 15  
Fax: (44) (0) 1235 533420  
info.EMEA@bio-techne.com

### **General Contact Information**

www.novusbio.com  
Technical Support: nb-technical@bio-techne.com  
Orders: nb-customerservice@bio-techne.com  
General: novus@novusbio.com

### **Products Related to H00006591-M05**

---

HAF007	Goat anti-Mouse IgG Secondary Antibody [HRP]
NB720-B	Rabbit anti-Mouse IgG (H+L) Secondary Antibody [Biotin]
NBP1-96978	Mouse IgG3 Kappa Light Chain Isotype Control (MG3K)
NBP2-52081-0.1mg	Recombinant Human Slug His Protein

---

### **Limitations**

This product is for research use only and is not approved for use in humans or in clinical diagnosis. Primary Antibodies are guaranteed for 1 year from date of receipt.

For more information on our 100% guarantee, please visit [www.novusbio.com/guarantee](http://www.novusbio.com/guarantee)

Earn gift cards/discounts by submitting a review: [www.novusbio.com/reviews/submit/H00006591-M05](http://www.novusbio.com/reviews/submit/H00006591-M05)

Earn gift cards/discounts by submitting a publication using this product:  
[www.novusbio.com/publications](http://www.novusbio.com/publications)

