

Product Datasheet

RPS23 Antibody (1E3) - Azide and BSA Free H00006228-M02

Unit Size: 0.1 mg

Aliquot and store at -20C or -80C. Avoid freeze-thaw cycles.

www.novusbio.com



technical@novusbio.com

Protocols, Publications, Related Products, Reviews, Research Tools and Images at:
www.novusbio.com/H00006228-M02

Updated 2/21/2025 v.20.1

Earn rewards for product
reviews and publications.

Submit a publication at www.novusbio.com/publications

Submit a review at www.novusbio.com/reviews/destination/H00006228-M02




H00006228-M02

RPS23 Antibody (1E3) - Azide and BSA Free

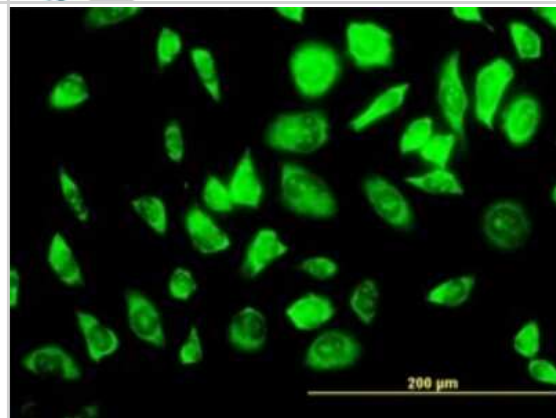
Product Information	
Unit Size	0.1 mg
Concentration	Concentrations vary lot to lot. See vial label for concentration. If unlisted please contact technical services.
Storage	Aliquot and store at -20C or -80C. Avoid freeze-thaw cycles.
Clonality	Monoclonal
Clone	1E3
Preservative	No Preservative
Isotype	IgG2a Kappa
Purity	IgG purified
Buffer	In 1x PBS, pH 7.4
Product Description	
Description	Quality control test: Antibody Reactive Against Recombinant Protein.
Host	Mouse
Gene ID	6228
Gene Symbol	RPS23
Species	Human, Mouse, Rat
Reactivity Notes	Please note that this antibody is reactive to Mouse and derived from the same host, Mouse. Mouse-On-Mouse blocking reagent may be needed for IHC and ICC experiments to reduce high background signal. You can find these reagents under catalog numbers PK-2200-NB and MP-2400-NB. Please contact Technical Support if you have any questions.
Specificity/Sensitivity	RPS23 (1E3)
Immunogen	RPS23 (NP_001016, 44 a.a. ~ 143 a.a) partial recombinant protein with GST tag. MW of the GST tag alone is 26 KDa. ASHAKGIVLEKVGVEAKQPNSAIRKCVRVQLIKNGKKITAFVPNDGCLNFIEEND EVLVAGFGRKGHAVGDIPGVRFKVVKVANVSLLALYKGKKERPRS
Notes	This product is produced by and distributed for Abnova, a company based in Taiwan.
Product Application Details	
Applications	Western Blot, ELISA, Immunocytochemistry/ Immunofluorescence
Recommended Dilutions	Western Blot 1:500, ELISA, Immunocytochemistry/ Immunofluorescence 1:10-1:500
Application Notes	Antibody reactivity against cell lysate and recombinant protein for WB.

Images


Western Blot: RPS23 Antibody (1E3) [H00006228-M02] - RPS23 monoclonal antibody (M02), clone 1E3. Analysis of RPS23 expression in NIH/3T3.




Immunocytochemistry/Immunofluorescence: RPS23 Antibody (1E3) [H00006228-M02] - Analysis of monoclonal antibody to RPS23 on HeLa cell. Antibody concentration 10 ug/ml.




Western Blot: RPS23 Antibody (1E3) [H00006228-M02] - RPS23 monoclonal antibody (M02), clone 1E3 Analysis of RPS23 expression in HeLa.



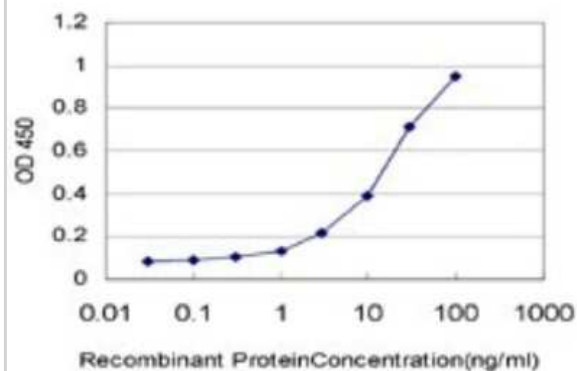
Western Blot: RPS23 Antibody (1E3) [H00006228-M02] - RPS23 monoclonal antibody (M02), clone 1E3. Analysis of RPS23 expression in PC-12.



Western Blot: RPS23 Antibody (1E3) [H00006228-M02] - RPS23 monoclonal antibody (M02), clone 1E3. Analysis of RPS23 expression in Raw 264.7.



ELISA: RPS23 Antibody (1E3) [H00006228-M02] - RPS23 Antibody (1E3) [H00006228-M02] - Detection limit for recombinant GST tagged RPS23 is approximately 0.3ng/ml as a capture antibody.





Novus Biologicals USA

10730 E. Briarwood Avenue
Centennial, CO 80112
USA
Phone: 303.730.1950
Toll Free: 1.888.506.6887
Fax: 303.730.1966
nb-customerservice@bio-techne.com

Bio-Techne Canada

21 Canmotor Ave
Toronto, ON M8Z 4E6
Canada
Phone: 905.827.6400
Toll Free: 855.668.8722
Fax: 905.827.6402
canada.inquires@bio-techne.com

Bio-Techne Ltd

19 Barton Lane
Abingdon Science Park
Abingdon, OX14 3NB, United Kingdom
Phone: (44) (0) 1235 529449
Free Phone: 0800 37 34 15
Fax: (44) (0) 1235 533420
info.EMEA@bio-techne.com

General Contact Information

www.novusbio.com
Technical Support: nb-technical@bio-techne.com
Orders: nb-customerservice@bio-techne.com
General: novus@novusbio.com

Products Related to H00006228-M02

HAF007	Goat anti-Mouse IgG Secondary Antibody [HRP]
NB720-B	Rabbit anti-Mouse IgG (H+L) Secondary Antibody [Biotin]
NBP1-96981-0.5mg	Mouse IgG2a Kappa Isotype Control (M2AK)
NBP2-30412PEP	RPS23 Recombinant Protein Antigen

Limitations

This product is for research use only and is not approved for use in humans or in clinical diagnosis. Primary Antibodies are guaranteed for 1 year from date of receipt.

For more information on our 100% guarantee, please visit www.novusbio.com/guarantee

Earn gift cards/discounts by submitting a review: www.novusbio.com/reviews/submit/H00006228-M02

Earn gift cards/discounts by submitting a publication using this product:
www.novusbio.com/publications

