

Product Datasheet

p70 S6 Kinase/S6K Antibody (4H4) - Azide and BSA Free H00006198-M04

Unit Size: 0.1 mg

Aliquot and store at -20C or -80C. Avoid freeze-thaw cycles.

www.novusbio.com



technical@novusbio.com

Reviews: 1

Protocols, Publications, Related Products, Reviews, Research Tools and Images at:
www.novusbio.com/H00006198-M04

Updated 2/21/2025 v.20.1

**Earn rewards for product
reviews and publications.**

Submit a publication at www.novusbio.com/publications

Submit a review at www.novusbio.com/reviews/destination/H00006198-M04



H00006198-M04


p70 S6 Kinase/S6K Antibody (4H4) - Azide and BSA Free

Product Information	
Unit Size	0.1 mg
Concentration	Concentrations vary lot to lot. See vial label for concentration. If unlisted please contact technical services.
Storage	Aliquot and store at -20C or -80C. Avoid freeze-thaw cycles.
Clonality	Monoclonal
Clone	4H4
Preservative	No Preservative
Isotype	IgG1 Kappa
Purity	IgG purified
Buffer	In 1x PBS, pH 7.4
Product Description	
Description	Quality control test: Antibody Reactive Against Recombinant Protein.
Host	Mouse
Gene ID	6198
Gene Symbol	RPS6KB1
Species	Human, Mouse, Rat
Reactivity Notes	Please note that this antibody is reactive to Mouse and derived from the same host, Mouse. Additional Mouse on Mouse blocking steps may be required for IHC and ICC experiments. Please contact Technical Support for more information.
Immunogen	RPS6KB1 (NP_003152, 416 a.a. ~ 525 a.a) partial recombinant protein with GST tag. MW of the GST tag alone is 26 KDa. PSVLESVKEKFSFEPKIRSPRRFIGSPRTPVSPVKFSPGDFWGRGASASTANP QTPVEYPMETSGIEQMDVTMSGEASAPLPIRQPNSGPYKKQAFPMISKRPEHL RMNL
Notes	This product is produced by and distributed for Abnova, a company based in Taiwan.
Product Application Details	
Applications	Western Blot, ELISA, Immunocytochemistry/ Immunofluorescence
Recommended Dilutions	Western Blot 1:500, ELISA, Immunocytochemistry/ Immunofluorescence 1:10-1:2000
Application Notes	It has been used for ELISA, IF and WB.

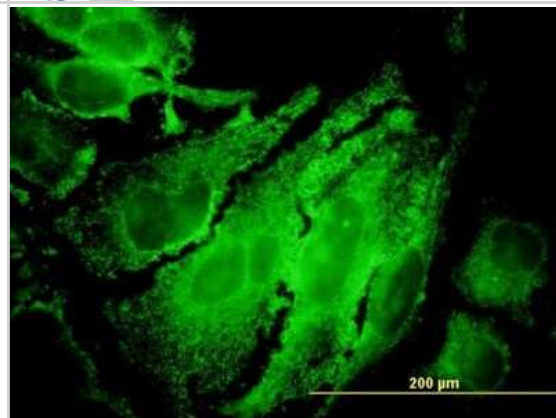


Images

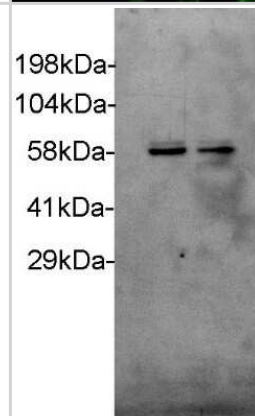
Western Blot: p70 S6 Kinase/S6K Antibody (4H4) [H00006198-M04] - Analysis of RPS6KB1 expression in NIH/3T3 (Cat # L018V1).




Immunocytochemistry/Immunofluorescence: p70 S6 Kinase/S6K Antibody (4H4) [H00006198-M04] - Analysis of monoclonal antibody to RPS6KB1 on HeLa cell. Antibody concentration 10 ug/ml




Western Blot: p70 S6 Kinase/S6K Antibody (4H4) [H00006198-M04] - s6k in fibroblasts. Image from verified customer review.




Western Blot: p70 S6 Kinase/S6K Antibody (4H4) [H00006198-M04] - Analysis of RPS6KB1 expression in HeLa (Cat # L013V1).



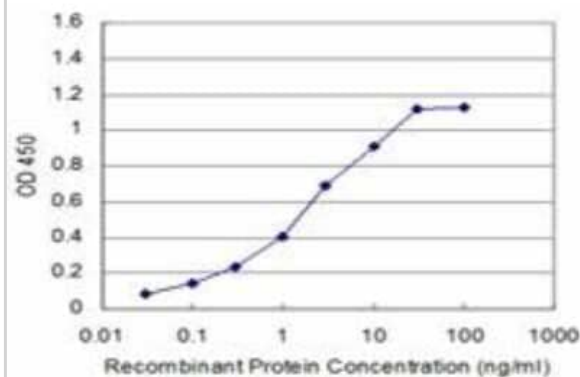
Western Blot: p70 S6 Kinase/S6K Antibody (4H4) [H00006198-M04] - Analysis of RPS6KB1 expression in PC-12 (Cat # L012V1).



Western Blot: p70 S6 Kinase/S6K Antibody (4H4) [H00006198-M04] - Analysis of RPS6KB1 expression in Raw 264.7 (Cat # L024V1).



ELISA: p70 S6 Kinase/S6K Antibody (4H4) [H00006198-M04] - Detection limit for recombinant GST tagged RPS6KB1 is approximately 0.1 ng/ml as a capture antibody.





Novus Biologicals USA

10730 E. Briarwood Avenue
Centennial, CO 80112
USA
Phone: 303.730.1950
Toll Free: 1.888.506.6887
Fax: 303.730.1966
nb-customerservice@bio-techne.com

Bio-Techne Canada

21 Canmotor Ave
Toronto, ON M8Z 4E6
Canada
Phone: 905.827.6400
Toll Free: 855.668.8722
Fax: 905.827.6402
canada.inquires@bio-techne.com

Bio-Techne Ltd

19 Barton Lane
Abingdon Science Park
Abingdon, OX14 3NB, United Kingdom
Phone: (44) (0) 1235 529449
Free Phone: 0800 37 34 15
Fax: (44) (0) 1235 533420
info.EMEA@bio-techne.com

General Contact Information

www.novusbio.com
Technical Support: nb-technical@bio-techne.com
Orders: nb-customerservice@bio-techne.com
General: novus@novusbio.com

Products Related to H00006198-M04

HAF007	Goat anti-Mouse IgG Secondary Antibody [HRP]
NB720-B	Rabbit anti-Mouse IgG (H+L) Secondary Antibody [Biotin]
NBP1-43319-0.5mg	Mouse IgG1 Kappa Isotype Control (P3.6.2.8.1)
NBP2-23649PEP	p70 S6 Kinase/S6K Antibody Blocking Peptide

Limitations

This product is for research use only and is not approved for use in humans or in clinical diagnosis. Primary Antibodies are guaranteed for 1 year from date of receipt.

For more information on our 100% guarantee, please visit www.novusbio.com/guarantee

Earn gift cards/discounts by submitting a review: www.novusbio.com/reviews/submit/H00006198-M04

Earn gift cards/discounts by submitting a publication using this product:
www.novusbio.com/publications

