

# Product Datasheet

## RAP1GDS1 Antibody - Azide and BSA Free H00005910-B01P

Unit Size: 0.05 mg

Aliquot and store at -20C or -80C. Avoid freeze-thaw cycles.

[www.novusbio.com](http://www.novusbio.com)



[technical@novusbio.com](mailto:technical@novusbio.com)

### Publications: 1

Protocols, Publications, Related Products, Reviews, Research Tools and Images at:  
[www.novusbio.com/H00005910-B01P](http://www.novusbio.com/H00005910-B01P)

Updated 2/21/2025 v.20.1

Earn rewards for product  
reviews and publications.

Submit a publication at [www.novusbio.com/publications](http://www.novusbio.com/publications)

Submit a review at [www.novusbio.com/reviews/destination/H00005910-B01P](http://www.novusbio.com/reviews/destination/H00005910-B01P)



**H00005910-B01P**


RAP1GDS1 Antibody - Azide and BSA Free

<b>Product Information</b>	
<b>Unit Size</b>	0.05 mg
<b>Concentration</b>	Concentrations vary lot to lot. See vial label for concentration. If unlisted please contact technical services.
<b>Storage</b>	Aliquot and store at -20C or -80C. Avoid freeze-thaw cycles.
<b>Clonality</b>	Polyclonal
<b>Preservative</b>	No Preservative
<b>Isotype</b>	IgG
<b>Purity</b>	Protein A purified
<b>Buffer</b>	PBS (pH 7.4)
<b>Product Description</b>	
<b>Description</b>	Quality control test: Antibody reactive against mammalian transfected lysate.
<b>Host</b>	Mouse
<b>Gene ID</b>	5910
<b>Gene Symbol</b>	RAP1GDS1
<b>Species</b>	Human
<b>Specificity/Sensitivity</b>	RAP1GDS1 - RAP1, GTP-GDP dissociation stimulator 1,
<b>Immunogen</b>	RAP1GDS1 (NP_066982.2, 1 a.a. - 607 a.a.) full-length human protein. MADNLSDTLKKLKITAVDKTEDSLEGCLDCLLQALAQNNNTETSEKIQASGILQLF ATLLTPQSSCKAKVANIIAEVAKNEFMRIPCVDAGLISPLVQLLNSKDQEVLLQT GRALGNICYDSHEGRSAVDQAGGAQIVIDHLRSLCSITDPANEKLLTVFCGMLM NYSNENDSLQAQLINMGVIPTLVKLLGIHCQNAALTEMCLVAFGNLAELESSKE QFASTNIAEELVKLFKKQIEHDKREMIFEVLAPLAENDAIKLQLVEAGLVECLLEI VQQKVDSDKEDDITELKTGSDLMVLLLLGDESMQKLFEGGKGSVFQRVLSWIP SNNHQLQLAGALAIANFARNDANCIIHMVDNGIVEKLMDLLDRHVEDGNVTVQH AALSALRNLAIPVINKAKMLSAGVTEAVLKFLKSEMPVQFKLLGTLRMLIDAQE AAEQLGKNVKLVERLVEWCEAKDHAGVMGESNRLLSALIRHSSKSKDVIKTIVQS GGIKHLVTMATSEHVIMQNEALVALALIAALELGTAEKDLES AKLVQILHRLLADE RSAPEIKYNSMVLICALMGSECLHKEVQDLAFLDVVSKLRSHENKSVAAQQASLT EQRLTVES
<b>Notes</b>	This product is produced by and distributed for Abnova, a company based in Taiwan.
<b>Product Application Details</b>	
<b>Applications</b>	Western Blot, Immunocytochemistry/ Immunofluorescence
<b>Recommended Dilutions</b>	Western Blot, Immunocytochemistry/ Immunofluorescence
<b>Application Notes</b>	Antibody reactivity against Recombinant Protein with GST tag on ELISA and WB and also on transfected lysate in WB. GST tag alone is used as a negative control.

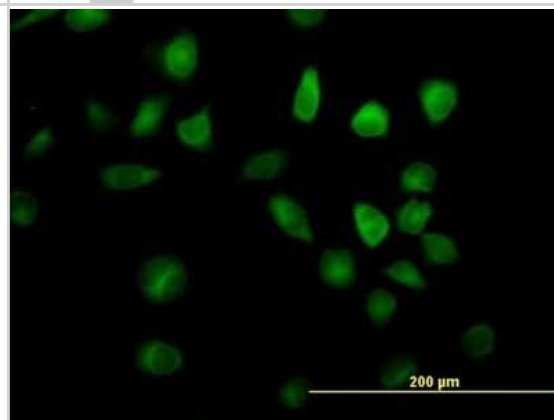


## Images

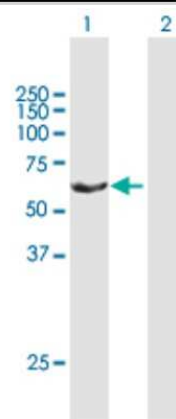
Western Blot: RAP1GDS1 Antibody [H00005910-B01P] - Analysis of RAP1GDS1 expression in human liver.



Immunocytochemistry/Immunofluorescence: RAP1GDS1 Antibody [H00005910-B01P] - Analysis of purified antibody to RAP1GDS1 on HeLa cell. (antibody concentration 10 ug/ml)



Western Blot: RAP1GDS1 Antibody [H00005910-B01P] - Analysis of RAP1GDS1 expression in transfected 293T cell line by RAP1GDS1 polyclonal antibody. Lane 1: RAP1GDS1 transfected lysate(66.77 KDa). Lane 2: Non-transfected lysate.



## Publications

Kutys ML, Yamada KM. An extracellular-matrix-specific GEF-GAP interaction regulates Rho GTPase crosstalk for 3D collagen migration Nat. Cell Biol. 2014-09-01 [PMID: 25150978]



### Novus Biologicals USA

10730 E. Briarwood Avenue  
Centennial, CO 80112  
USA  
Phone: 303.730.1950  
Toll Free: 1.888.506.6887  
Fax: 303.730.1966  
nb-customerservice@bio-techne.com

### Bio-Techne Canada

21 Canmotor Ave  
Toronto, ON M8Z 4E6  
Canada  
Phone: 905.827.6400  
Toll Free: 855.668.8722  
Fax: 905.827.6402  
canada.inquires@bio-techne.com

### Bio-Techne Ltd

19 Barton Lane  
Abingdon Science Park  
Abingdon, OX14 3NB, United Kingdom  
Phone: (44) (0) 1235 529449  
Free Phone: 0800 37 34 15  
Fax: (44) (0) 1235 533420  
info.EMEA@bio-techne.com

### General Contact Information

www.novusbio.com  
Technical Support: nb-technical@bio-techne.com  
Orders: nb-customerservice@bio-techne.com  
General: novus@novusbio.com

### Products Related to H00005910-B01P

---

HAF007	Goat anti-Mouse IgG Secondary Antibody [HRP]
NB720-B	Rabbit anti-Mouse IgG (H+L) Secondary Antibody [Biotin]
NBP1-97019-5mg	Mouse IgG Isotype Control
H00005910-P01-10ug	Recombinant Human RAP1GDS1 GST (N-Term) Protein

---

### Limitations

This product is for research use only and is not approved for use in humans or in clinical diagnosis. Primary Antibodies are guaranteed for 1 year from date of receipt.

For more information on our 100% guarantee, please visit [www.novusbio.com/guarantee](http://www.novusbio.com/guarantee)

Earn gift cards/discounts by submitting a review: [www.novusbio.com/reviews/submit/H00005910-B01P](http://www.novusbio.com/reviews/submit/H00005910-B01P)

Earn gift cards/discounts by submitting a publication using this product:  
[www.novusbio.com/publications](http://www.novusbio.com/publications)

