

Product Datasheet

PSAP Antibody (1D1-C12) - Azide and BSA Free H00005660-M01

Unit Size: 0.1 mg

Aliquot and store at -20C or -80C. Avoid freeze-thaw cycles.

www.novusbio.com



technical@novusbio.com

Publications: 2

Protocols, Publications, Related Products, Reviews, Research Tools and Images at:
www.novusbio.com/H00005660-M01

Updated 2/21/2025 v.20.1

Earn rewards for product
reviews and publications.

Submit a publication at www.novusbio.com/publications

Submit a review at www.novusbio.com/reviews/destination/H00005660-M01



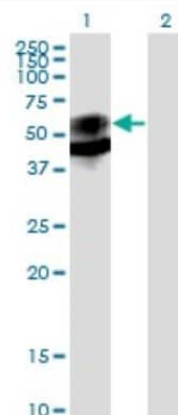
H00005660-M01

PSAP Antibody (1D1-C12) - Azide and BSA Free

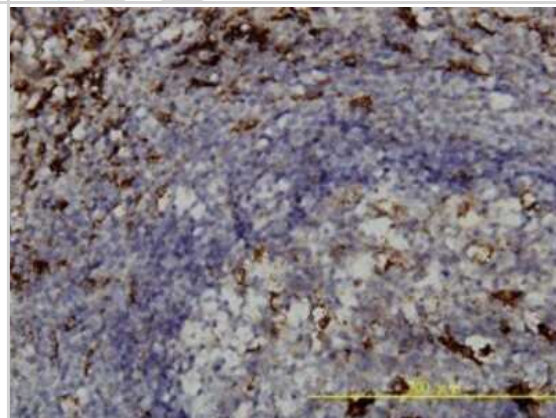
Product Information	
Unit Size	0.1 mg
Concentration	Concentrations vary lot to lot. See vial label for concentration. If unlisted please contact technical services.
Storage	Aliquot and store at -20C or -80C. Avoid freeze-thaw cycles.
Clonality	Monoclonal
Clone	1D1-C12
Preservative	No Preservative
Isotype	IgG2a Kappa
Purity	IgG purified
Buffer	In 1x PBS, pH 7.4
Product Description	
Description	Quality control test: Antibody Reactive Against Recombinant Protein.
Host	Mouse
Gene ID	5660
Gene Symbol	PSAP
Species	Human
Specificity/Sensitivity	PSAP - prosaposin (variant Gaucher disease and variant metachromatic leukodystrophy)
Immunogen	PSAP (AAH01503, 18 a.a. ~ 524 a.a) full-length recombinant protein with GST tag. MW of the GST tag alone is 26 KDa. PVLGLKECTRGSAVWCQNVKTASDCGAVKHCLQTVWNKPTVKSLPCDICKDV VTAAGDMLKDNATEEEILVYLEKTCDWLPKPNMSASCKEIVDSYLPVILDIKGE MSRPGEVCSALNLCESLQKHLAELNHQKQLESNKIPELDMTEVVAPFMANIPLL LYPQDGPGRSKPQPKDNGDVCQDCIQMVTDIQTAVRTNSTFVQALVEHVKEEC DRLGPGMADICKNYISQYSEIAIQMMMHHMQPKEICALVGFCEVKEKEMPMQTLV PAKVASKNVIPALELVEPIKKHEVPAKSDVYCEVCEFLVKEVTKLIDNNKTEKEIL DAFDKMCSKLPKSLSEECQEVVDTYGSSILSILLEEVSPELVCSMLHLCSGTRL PALTVHVTQPKDGGFCEVCKKLVGYLDRNLEKNSTKQEILAALEKGCFLPDPY QKQCDQFVAEYEPVLIEILVEVMDPSFVCLKIGACPSAHKPLLGTCKIWGPSY WCQNTETAQCNAVEHCKRHVWN
Notes	This product is produced by and distributed for Abnova, a company based in Taiwan.
Product Application Details	
Applications	Western Blot, ELISA, Immunohistochemistry, Immunohistochemistry-Paraffin, Immunoprecipitation
Recommended Dilutions	Western Blot 1:500, ELISA, Immunohistochemistry, Immunoprecipitation, Immunohistochemistry-Paraffin
Application Notes	Antibody reactivity against recombinant protein for WB. It has been used for IHC-P and ELISA.

Images


Western Blot: PSAP Antibody (1D1-C12) [H00005660-M01] - Analysis of PSAP expression in transfected 293T cell line by PSAP monoclonal antibody (M01), clone 1D1-C12. Lane 1: PSAP transfected lysate(58.1 KDa). Lane 2: Non-transfected lysate.



Immunohistochemistry-Paraffin: PSAP Antibody (1D1-C12) [H00005660-M01] - Analysis of monoclonal antibody to PSAP on formalin-fixed paraffin-embedded human spleen tissue. Antibody concentration 5 ug/ml.



Immunoprecipitation: PSAP Antibody (1D1-C12) [H00005660-M01] - Analysis of PSAP transfected lysate using anti-PSAP monoclonal antibody and Protein A Magnetic Bead, and immunoblotted with PSAP MaxPab rabbit polyclonal antibody.



Publications

Halbert D, Domenyuk V, Spetzler D et al. Aptamers and uses thereof United States Patent Application US 9958448 B2 2018-01-01

Koochekpour S, Hu S, Vellasco-Gonzalez C et al. Serum prosaposin levels are increased in patients with advanced prostate cancer. Prostate. 2011-05-31 [PMID: 21630292]



Novus Biologicals USA

10730 E. Briarwood Avenue
Centennial, CO 80112
USA
Phone: 303.730.1950
Toll Free: 1.888.506.6887
Fax: 303.730.1966
nb-customerservice@bio-techne.com

Bio-Techne Canada

21 Canmotor Ave
Toronto, ON M8Z 4E6
Canada
Phone: 905.827.6400
Toll Free: 855.668.8722
Fax: 905.827.6402
canada.inquires@bio-techne.com

Bio-Techne Ltd

19 Barton Lane
Abingdon Science Park
Abingdon, OX14 3NB, United Kingdom
Phone: (44) (0) 1235 529449
Free Phone: 0800 37 34 15
Fax: (44) (0) 1235 533420
info.EMEA@bio-techne.com

General Contact Information

www.novusbio.com
Technical Support: nb-technical@bio-techne.com
Orders: nb-customerservice@bio-techne.com
General: novus@novusbio.com

Products Related to H00005660-M01

HAF007	Goat anti-Mouse IgG Secondary Antibody [HRP]
NB720-B	Rabbit anti-Mouse IgG (H+L) Secondary Antibody [Biotin]
NBP1-96981-0.5mg	Mouse IgG2a Kappa Isotype Control (M2AK)
H00005660-P01-10ug	Recombinant Human PSAP GST (N-Term) Protein

Limitations

This product is for research use only and is not approved for use in humans or in clinical diagnosis. Primary Antibodies are guaranteed for 1 year from date of receipt.

For more information on our 100% guarantee, please visit www.novusbio.com/guarantee

Earn gift cards/discounts by submitting a review: www.novusbio.com/reviews/submit/H00005660-M01

Earn gift cards/discounts by submitting a publication using this product:
www.novusbio.com/publications

