

Product Datasheet

MKK3/MEK3 Antibody (1D10) - Azide and BSA Free H00005606-M02

Unit Size: 0.1 mg

Aliquot and store at -20C or -80C. Avoid freeze-thaw cycles.

www.novusbio.com



technical@novusbio.com

Publications: 1

Protocols, Publications, Related Products, Reviews, Research Tools and Images at:
www.novusbio.com/H00005606-M02

Updated 2/21/2025 v.20.1

Earn rewards for product
reviews and publications.

Submit a publication at www.novusbio.com/publications

Submit a review at www.novusbio.com/reviews/destination/H00005606-M02



H00005606-M02

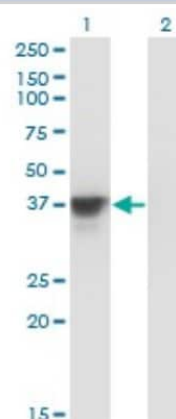
MKK3/MEK3 Antibody (1D10) - Azide and BSA Free

Product Information	
Unit Size	0.1 mg
Concentration	Concentrations vary lot to lot. See vial label for concentration. If unlisted please contact technical services.
Storage	Aliquot and store at -20C or -80C. Avoid freeze-thaw cycles.
Clonality	Monoclonal
Clone	1D10
Preservative	No Preservative
Isotype	IgG1 Kappa
Purity	IgG purified
Buffer	In 1x PBS, pH 7.4
Product Description	
Description	Quality control test: Antibody Reactive Against Recombinant Protein.
Host	Mouse
Gene ID	5606
Gene Symbol	MAP2K3
Species	Human
Specificity/Sensitivity	MAP2K3 - mitogen-activated protein kinase kinase 3
Immunogen	MAP2K3 (AAH32478, 1 a.a. ~ 100 a.a) partial recombinant protein with GST tag. MW of the GST tag alone is 26 KDa. MESPASSQPASMPQSKGKSKRKKDLRISCMSKPPAPNPTPPRNLDSTRFTITIG DRNFEVEADDLVTISELGRGAYGVVEKVRHAQSGTIMAVKRIRATVN
Notes	This product is produced by and distributed for Abnova, a company based in Taiwan.
Product Application Details	
Applications	Western Blot, ELISA, Immunohistochemistry, Immunohistochemistry-Paraffin, Immunoprecipitation, Sandwich ELISA
Recommended Dilutions	Western Blot 1:500, ELISA, Immunohistochemistry 1:10-1:500, Immunoprecipitation 1:10-1:500, Immunohistochemistry-Paraffin 1:10-1:500, Sandwich ELISA 1:100-1:2000
Application Notes	Antibody reactivity against cell lysate and recombinant protein for WB. It has also been used for IHC-P and ELISA.

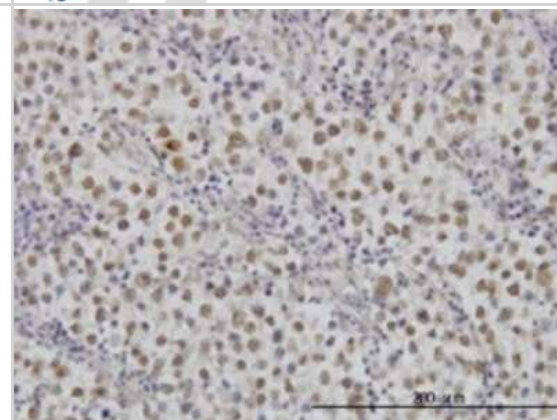


Images

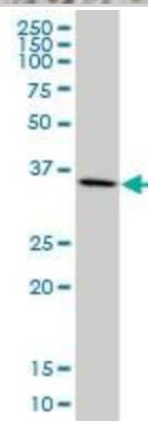
Western Blot: MKK3/MEK3 Antibody (1D10) [H00005606-M02] - Analysis of MAP2K3 expression in transfected 293T cell line by MAP2K3 monoclonal antibody (M02), clone 1D10. Lane 1: MAP2K3 transfected lysate (Predicted MW: 39.3 KDa). Lane 2: Non-transfected lysate.



Immunohistochemistry-Paraffin: MKK3/MEK3 Antibody (1D10) [H00005606-M02] - Analysis of monoclonal antibody to MAP2K3 on formalin-fixed paraffin-embedded human dysgerminoma. Antibody concentration 3 ug/ml.



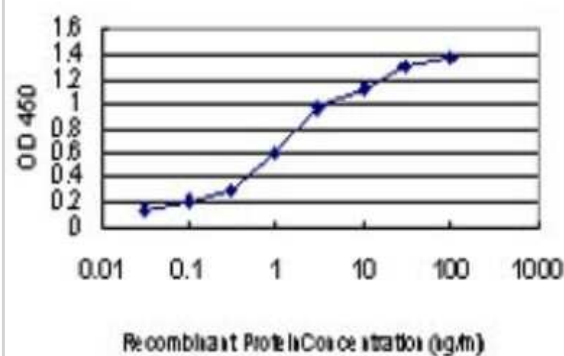
Western Blot: MKK3/MEK3 Antibody (1D10) [H00005606-M02] - Western Blot analysis of MAP2K3 expression in Hela NE (Cat # L013V3).



Immunoprecipitation: MKK3/MEK3 Antibody (1D10) [H00005606-M02] - Analysis of MAP2K3 transfected lysate using anti-MAP2K3 monoclonal antibody and Protein A Magnetic Bead, and immunoblotted with MAP2K3 monoclonal antibody.



Sandwich ELISA: MKK3/MEK3 Antibody (1D10) [H00005606-M02] - Detection limit for recombinant GST tagged MAP2K3 is approximately 0.03ng/ml as a capture antibody.



Publications

Uemura N, Nakanishi Y, Kato H et al. Antibody-based proteomics for esophageal cancer: Identification of proteins in the nuclear factor-kappaB pathway and mitotic checkpoint. Cancer Sci 2009-09-01 [PMID: 19558549]

**Novus Biologicals USA**

10730 E. Briarwood Avenue
Centennial, CO 80112
USA
Phone: 303.730.1950
Toll Free: 1.888.506.6887
Fax: 303.730.1966
nb-customerservice@bio-techne.com

Bio-Techne Canada

21 Canmotor Ave
Toronto, ON M8Z 4E6
Canada
Phone: 905.827.6400
Toll Free: 855.668.8722
Fax: 905.827.6402
canada.inquires@bio-techne.com

Bio-Techne Ltd

19 Barton Lane
Abingdon Science Park
Abingdon, OX14 3NB, United Kingdom
Phone: (44) (0) 1235 529449
Free Phone: 0800 37 34 15
Fax: (44) (0) 1235 533420
info.EMEA@bio-techne.com

General Contact Information

www.novusbio.com
Technical Support: nb-technical@bio-techne.com
Orders: nb-customerservice@bio-techne.com
General: novus@novusbio.com

Products Related to H00005606-M02

HAF007	Goat anti-Mouse IgG Secondary Antibody [HRP]
NB720-B	Rabbit anti-Mouse IgG (H+L) Secondary Antibody [Biotin]
NBP1-43319-0.5mg	Mouse IgG1 Kappa Isotype Control (P3.6.2.8.1)
NBP1-51069-0.01mg	Recombinant Human MKK3/MEK3 His Protein

Limitations

This product is for research use only and is not approved for use in humans or in clinical diagnosis. Primary Antibodies are guaranteed for 1 year from date of receipt.

For more information on our 100% guarantee, please visit www.novusbio.com/guarantee

Earn gift cards/discounts by submitting a review: www.novusbio.com/reviews/submit/H00005606-M02

Earn gift cards/discounts by submitting a publication using this product:
www.novusbio.com/publications

