

Product Datasheet

PKC delta Antibody (2E12) - Azide and BSA Free H00005580-M06

Unit Size: 0.1 mg

Aliquot and store at -20C or -80C. Avoid freeze-thaw cycles.

www.novusbio.com



technical@novusbio.com

Publications: 1

Protocols, Publications, Related Products, Reviews, Research Tools and Images at:
www.novusbio.com/H00005580-M06

Updated 2/21/2025 v.20.1

Earn rewards for product
reviews and publications.

Submit a publication at www.novusbio.com/publications

Submit a review at www.novusbio.com/reviews/destination/H00005580-M06



H00005580-M06

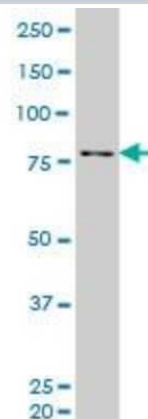
PKC delta Antibody (2E12) - Azide and BSA Free

Product Information	
Unit Size	0.1 mg
Concentration	Concentrations vary lot to lot. See vial label for concentration. If unlisted please contact technical services.
Storage	Aliquot and store at -20C or -80C. Avoid freeze-thaw cycles.
Clonality	Monoclonal
Clone	2E12
Preservative	No Preservative
Isotype	IgG2a Kappa
Purity	IgG purified
Buffer	In 1x PBS, pH 7.4
Product Description	
Description	Quality control test: Antibody Reactive Against Recombinant Protein.
Host	Mouse
Gene ID	5580
Gene Symbol	PRKCD
Species	Human
Specificity/Sensitivity	PRKCD - protein kinase C, delta
Immunogen	PRKCD (NP_006245, 577 a.a. ~ 676 a.a) partial recombinant protein with GST tag. MW of the GST tag alone is 26 KDa. DILEKLFEREPTKRLGVTGNIKIHPPFKTINWTLLEKRRLEPPFRPKVKSPRDYSN FDQEFLNEKARLSYSDKNLIDSMQSAFAGFSFVNPKFEHLLED
Notes	This product is produced by and distributed for Abnova, a company based in Taiwan.
Product Application Details	
Applications	Western Blot, ELISA, Immunocytochemistry/ Immunofluorescence
Recommended Dilutions	Western Blot 1:500, ELISA, Immunocytochemistry/ Immunofluorescence 1:10-1:500
Application Notes	Antibody reactivity against cell lysate and recombinant protein for WB. It has also been used for IF and ELISA.

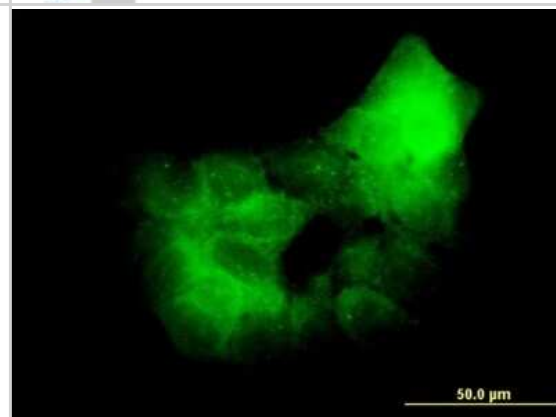


Images

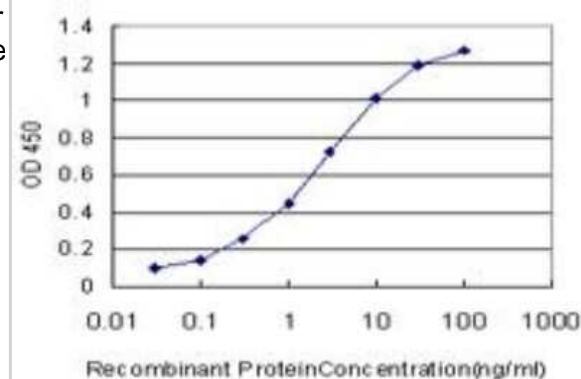
Western Blot: PKC delta Antibody (2E12) [H00005580-M06] - Western Blot analysis of PRKCD expression in A-431 (Cat # L015V1).



Immunocytochemistry/Immunofluorescence: PKC delta Antibody (2E12) [H00005580-M06] - Analysis of monoclonal antibody to PRKCD on A-431 cell. Antibody concentration 10 ug/ml



ELISA: PKC delta Antibody (2E12) [H00005580-M06] - Detection limit for recombinant GST tagged PRKCD is approximately 0.1ng/ml as a capture antibody.



Publications

Chen CJ, Nguyen T, Shively JE. Role of calpain-9 and PKC-delta in the apoptotic mechanism of lumen formation in CEACAM1 transfected breast epithelial cells. Exp Cell Res. 2009-11-01 [PMID: 19909740]



Novus Biologicals USA

10730 E. Briarwood Avenue
Centennial, CO 80112
USA
Phone: 303.730.1950
Toll Free: 1.888.506.6887
Fax: 303.730.1966
nb-customerservice@bio-techne.com

Bio-Techne Canada

21 Canmotor Ave
Toronto, ON M8Z 4E6
Canada
Phone: 905.827.6400
Toll Free: 855.668.8722
Fax: 905.827.6402
canada.inquires@bio-techne.com

Bio-Techne Ltd

19 Barton Lane
Abingdon Science Park
Abingdon, OX14 3NB, United Kingdom
Phone: (44) (0) 1235 529449
Free Phone: 0800 37 34 15
Fax: (44) (0) 1235 533420
info.EMEA@bio-techne.com

General Contact Information

www.novusbio.com
Technical Support: nb-technical@bio-techne.com
Orders: nb-customerservice@bio-techne.com
General: novus@novusbio.com

Products Related to H00005580-M06

HAF007	Goat anti-Mouse IgG Secondary Antibody [HRP]
NB720-B	Rabbit anti-Mouse IgG (H+L) Secondary Antibody [Biotin]
NBP1-96981-0.5mg	Mouse IgG2a Kappa Isotype Control (M2AK)
NBP1-90351PEP	PKC delta Recombinant Protein Antigen

Limitations

This product is for research use only and is not approved for use in humans or in clinical diagnosis. Primary Antibodies are guaranteed for 1 year from date of receipt.

For more information on our 100% guarantee, please visit www.novusbio.com/guarantee

Earn gift cards/discounts by submitting a review: www.novusbio.com/reviews/submit/H00005580-M06

Earn gift cards/discounts by submitting a publication using this product:
www.novusbio.com/publications

