

Product Datasheet

PITX2 Antibody - Azide and BSA Free H00005308-D01P

Unit Size: 0.1 mg

Aliquot and store at -20C or -80C. Avoid freeze-thaw cycles.

www.novusbio.com



technical@novusbio.com

Protocols, Publications, Related Products, Reviews, Research Tools and Images at:
www.novusbio.com/H00005308-D01P

Updated 2/21/2025 v.20.1

Earn rewards for product
reviews and publications.

Submit a publication at www.novusbio.com/publications

Submit a review at www.novusbio.com/reviews/destination/H00005308-D01P



H00005308-D01P

PITX2 Antibody - Azide and BSA Free

Product Information	
Unit Size	0.1 mg
Concentration	Concentrations vary lot to lot. See vial label for concentration. If unlisted please contact technical services.
Storage	Aliquot and store at -20C or -80C. Avoid freeze-thaw cycles.
Clonality	Polyclonal
Preservative	No Preservative
Isotype	IgG
Purity	Protein A purified
Buffer	PBS (pH 7.4)

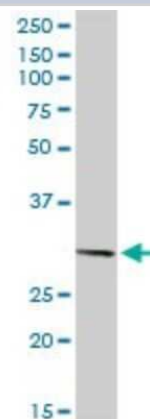
Product Description	
Description	Quality control test: Antibody reactive against mammalian transfected lysate.
Host	Rabbit
Gene ID	5308
Gene Symbol	PITX2
Species	Human
Specificity/Sensitivity	PITX2 - paired-like homeodomain 2,
Immunogen	PITX2 (NP_700476.1, 1 a.a. - 271 a.a.) full-length human protein. METNCRKLVSA CVQLEKDKSQGKNEDVGAEDPSKKKRQRRQRTHFTSQQL QLEATFQRNRYPDMSTREEIAVWVWTLTEARVRVWFKNRRRAKWRKRERNQQ AELCKNGFGPQFNGLMQPYDDMYPGYSYNNWAAKGLTSASLSTKSFPFFNS MNVNPLSSQSMFSPNSISSMSMSSSMVPSAVTGVPGSSLNSLNNLNLSSP SLNSAVPTPACPYAPPTPPYVYRDTCNSSLASLRLKAKQHSSFGYASVQNPAS NLSACQYAVDRPV
Notes	This product is produced by and distributed for Abnova, a company based in Taiwan.

Product Application Details	
Applications	Western Blot, Proximity Ligation Assay
Recommended Dilutions	Western Blot, Proximity Ligation Assay
Application Notes	Antibody reactivity against Recombinant Protein with GST tag on ELISA and WB and also on transfected lysate in WB. GST tag alone is used as a negative control.

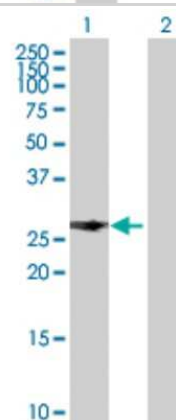


Images

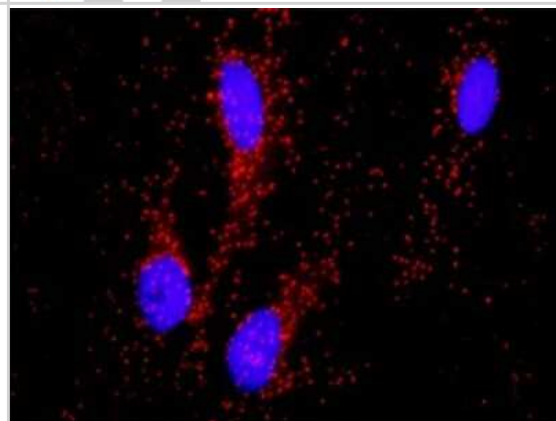
Western Blot: PITX2 Antibody [H00005308-D01P] - Analysis of PITX2 expression in human liver.



Western Blot: PITX2 Antibody [H00005308-D01P] - Analysis of PITX2 expression in transfected 293T cell line by PITX2 polyclonal antibody. Lane 1: PITX2 transfected lysate (30.30 KDa). Lane 2: Non-transfected lysate.



Proximity Ligation Assay: PITX2 Antibody [H00005308-D01P] - Analysis of protein-protein interactions between PITX2 and CTNNB1. HeLa cells were stained with anti-PITX2 rabbit purified polyclonal 1:1200 and anti-CTNNB1 mouse monoclonal antibody 1:50. Each red dot represents the detection of protein-protein interaction complex, and nuclei were counterstained with DAPI (blue).





Novus Biologicals USA

10730 E. Briarwood Avenue
Centennial, CO 80112
USA
Phone: 303.730.1950
Toll Free: 1.888.506.6887
Fax: 303.730.1966
nb-customerservice@bio-techne.com

Bio-Techne Canada

21 Canmotor Ave
Toronto, ON M8Z 4E6
Canada
Phone: 905.827.6400
Toll Free: 855.668.8722
Fax: 905.827.6402
canada.inquires@bio-techne.com

Bio-Techne Ltd

19 Barton Lane
Abingdon Science Park
Abingdon, OX14 3NB, United Kingdom
Phone: (44) (0) 1235 529449
Free Phone: 0800 37 34 15
Fax: (44) (0) 1235 533420
info.EMEA@bio-techne.com

General Contact Information

www.novusbio.com
Technical Support: nb-technical@bio-techne.com
Orders: nb-customerservice@bio-techne.com
General: novus@novusbio.com

Products Related to H00005308-D01P

HAF008	Goat anti-Rabbit IgG Secondary Antibody [HRP]
NB7160	Goat anti-Rabbit IgG (H+L) Secondary Antibody [HRP]
NBP2-24891	Rabbit IgG Isotype Control
NBP2-57409PEP	PITX2 Recombinant Protein Antigen

Limitations

This product is for research use only and is not approved for use in humans or in clinical diagnosis. Primary Antibodies are guaranteed for 1 year from date of receipt.

For more information on our 100% guarantee, please visit www.novusbio.com/guarantee

Earn gift cards/discounts by submitting a review: www.novusbio.com/reviews/submit/H00005308-D01P

Earn gift cards/discounts by submitting a publication using this product:
www.novusbio.com/publications

