

Product Datasheet

PAFAH1B3 Antibody (8C11) - Azide and BSA Free H00005050-M02

Unit Size: 0.1 mg

Aliquot and store at -20C or -80C. Avoid freeze-thaw cycles.

www.novusbio.com



technical@novusbio.com

Publications: 1

Protocols, Publications, Related Products, Reviews, Research Tools and Images at:
www.novusbio.com/H00005050-M02

Updated 2/21/2025 v.20.1

Earn rewards for product
reviews and publications.

Submit a publication at www.novusbio.com/publications

Submit a review at www.novusbio.com/reviews/destination/H00005050-M02

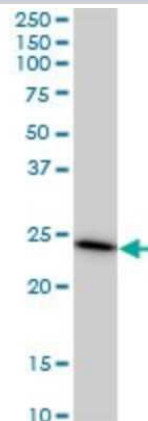


H00005050-M02**PAFAH1B3 Antibody (8C11) - Azide and BSA Free**

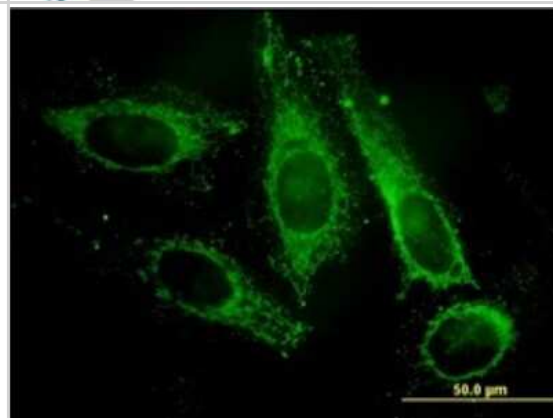
Product Information	
Unit Size	0.1 mg
Concentration	Concentrations vary lot to lot. See vial label for concentration. If unlisted please contact technical services.
Storage	Aliquot and store at -20C or -80C. Avoid freeze-thaw cycles.
Clonality	Monoclonal
Clone	8C11
Preservative	No Preservative
Isotype	IgG1 Kappa
Purity	IgG purified
Buffer	In 1x PBS, pH 7.4
Product Description	
Description	Quality control test: Antibody Reactive Against Recombinant Protein.
Host	Mouse
Gene ID	5050
Gene Symbol	PAFAH1B3
Species	Human, Mouse, Rat
Specificity/Sensitivity	PAFAH1B3 - platelet-activating factor acetylhydrolase, isoform Ib, gamma subunit 29kDa
Immunogen	PAFAH1B3 (AAH03016, 1 a.a. ~ 231 a.a) full-length recombinant protein with GST tag. MW of the GST tag alone is 26 KDa. MSGEENPASKPTPVQDVQGDGRWMSLHHRFVADSKDKEPEVVFIGDSLVLQ MHQCEIWRELFSPHALNFGIGGDGTQHVLWRENGELEHIRPKIVVVWVGTN NHGHTAEQVTGGIKAIVQLVNERQPQARVVVLGLLPRGQHPNPLREKNRQVN ELVRAALAGHPRAHFLDADPGFVHSDGTISHHDMYDYLHLSRLGYTPVCRALH SLLLRLLAQDQGQGAPLLEPAP
Notes	This product is produced by and distributed for Abnova, a company based in Taiwan.
Product Application Details	
Applications	Western Blot, ELISA, Immunocytochemistry/ Immunofluorescence, Sandwich ELISA
Recommended Dilutions	Western Blot 1:500, ELISA, Immunocytochemistry/ Immunofluorescence, Sandwich ELISA
Application Notes	Antibody reactivity against cell lysate and recombinant protein for WB. It has also been used for IF and ELISA.

Images

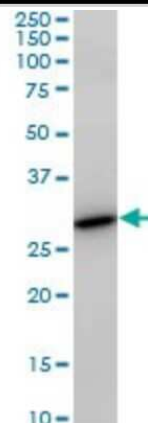
Western Blot: PAFAH1B3 Antibody (8C11) [H00005050-M02] - PAFAH1B3 monoclonal antibody (M02), clone 8C11. Analysis of PAFAH1B3 expression in Jurkat.



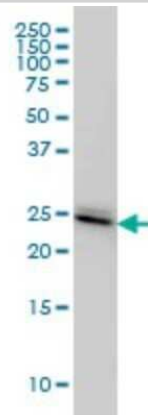
Immunocytochemistry/Immunofluorescence: PAFAH1B3 Antibody (8C11) [H00005050-M02] - Analysis of monoclonal antibody to PAFAH1B3 on HeLa cell. Antibody concentration 10 ug/ml.



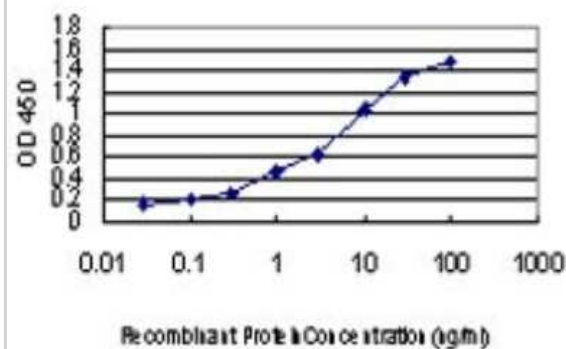
Western Blot: PAFAH1B3 Antibody (8C11) [H00005050-M02] - PAFAH1B3 monoclonal antibody (M02), clone 8C11. Analysis of PAFAH1B3 expression in PC-12.



Western Blot: PAFAH1B3 Antibody (8C11) [H00005050-M02] - PAFAH1B3 monoclonal antibody (M02), clone 8C11 Analysis of PAFAH1B3 expression in IMR-32.



Sandwich ELISA: PAFAH1B3 Antibody (8C11) [H00005050-M02] - Detection limit for recombinant GST tagged PAFAH1B3 is approximately 0.1ng/ml as a capture antibody.



Publications

Page RM, Munch A, Horn T et al. Loss of PAFAH1B2 Reduces Amyloid- β Generation by Promoting the Degradation of Amyloid Precursor Protein C-Terminal Fragments. *J Neurosci*. 2012-12-17 [PMID: 23238734]





Novus Biologicals USA

10730 E. Briarwood Avenue
Centennial, CO 80112
USA
Phone: 303.730.1950
Toll Free: 1.888.506.6887
Fax: 303.730.1966
nb-customerservice@bio-techne.com

Bio-Techne Canada

21 Canmotor Ave
Toronto, ON M8Z 4E6
Canada
Phone: 905.827.6400
Toll Free: 855.668.8722
Fax: 905.827.6402
canada.inquires@bio-techne.com

Bio-Techne Ltd

19 Barton Lane
Abingdon Science Park
Abingdon, OX14 3NB, United Kingdom
Phone: (44) (0) 1235 529449
Free Phone: 0800 37 34 15
Fax: (44) (0) 1235 533420
info.EMEA@bio-techne.com

General Contact Information

www.novusbio.com
Technical Support: nb-technical@bio-techne.com
Orders: nb-customerservice@bio-techne.com
General: novus@novusbio.com

Products Related to H00005050-M02

HAF007	Goat anti-Mouse IgG Secondary Antibody [HRP]
NB720-B	Rabbit anti-Mouse IgG (H+L) Secondary Antibody [Biotin]
NBP1-43319-0.5mg	Mouse IgG1 Kappa Isotype Control (P3.6.2.8.1)
NBP2-23337	Recombinant Human PAFAH1B3 His Protein

Limitations

This product is for research use only and is not approved for use in humans or in clinical diagnosis. Primary Antibodies are guaranteed for 1 year from date of receipt.

For more information on our 100% guarantee, please visit www.novusbio.com/guarantee

Earn gift cards/discounts by submitting a review: www.novusbio.com/reviews/submit/H00005050-M02

Earn gift cards/discounts by submitting a publication using this product:
www.novusbio.com/publications

