

# Product Datasheet

## OXA1L Antibody - Azide and BSA Free H00005018-B03P

Unit Size: 0.05 mg

Aliquot and store at -20C or -80C. Avoid freeze-thaw cycles.

[www.novusbio.com](http://www.novusbio.com)



[technical@novusbio.com](mailto:technical@novusbio.com)

Protocols, Publications, Related Products, Reviews, Research Tools and Images at:  
[www.novusbio.com/H00005018-B03P](http://www.novusbio.com/H00005018-B03P)

Updated 2/21/2025 v.20.1

Earn rewards for product  
reviews and publications.

Submit a publication at [www.novusbio.com/publications](http://www.novusbio.com/publications)

Submit a review at [www.novusbio.com/reviews/destination/H00005018-B03P](http://www.novusbio.com/reviews/destination/H00005018-B03P)



**H00005018-B03P**

OXA1L Antibody - Azide and BSA Free

Product Information	
Unit Size	0.05 mg
Concentration	Concentrations vary lot to lot. See vial label for concentration. If unlisted please contact technical services.
Storage	Aliquot and store at -20C or -80C. Avoid freeze-thaw cycles.
Clonality	Polyclonal
Preservative	No Preservative
Isotype	IgG
Purity	Protein G purified
Buffer	PBS (pH 7.4)

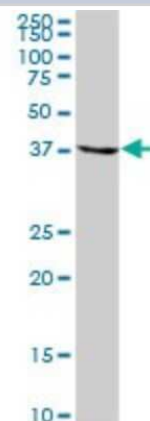
Product Description	
Description	Quality control test: Antibody reactive against mammalian transfected lysate.
Host	Mouse
Gene ID	5018
Gene Symbol	OXA1L
Species	Human
Immunogen	OXA1L (Q15070, 1 a.a. - 435 a.a.) full-length human protein. MAMGLMCGRRELLRLLQSGRRVHSVAGPSQWLKGKPLTTRLLFPVAPCCCRPH YLFLAASGPRSLSTSASFAEVQVQAPPVVAATPSPTAVPEVASGETADVQTA AEQSFAELGLGSYTPVGLIQNLLEFMHVDLGLPWWGAIAACTVFARCLIFPLIVT GQREAAARIHNHLPEIQKFSSRIREAKLAGDHIEYYKASSEMALYQKKHGIKLYKP LILPVTQAPIFISFFIALREMANLPVPSLQTGGLWWFQDLTVSDPIYILPLAVTATM WAVLELGAETGVQSSDLQWMRNVIRMMPLITLPITMHFPTAVFMYWLSSNLFS LVQVSCLRIPAVRTVLKIPQRVVHDLKLPREGFLESFKKGWKNNAEMTRQLR EREQMRNQLELAARGPLRQTFTHNPLLQPGKDNPPNIPSSSSKPKSKYPWH DTLG
Notes	This product is produced by and distributed for Abnova, a company based in Taiwan.

Product Application Details	
Applications	Western Blot, Immunocytochemistry/ Immunofluorescence
Recommended Dilutions	Western Blot, Immunocytochemistry/ Immunofluorescence
Application Notes	It has been used for WB and Functional.

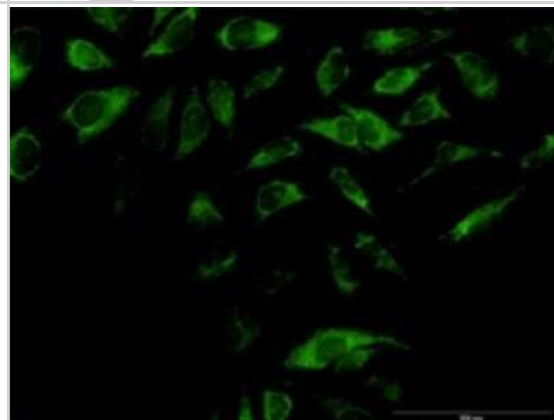


## Images

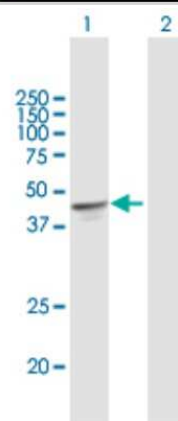
Western Blot: OXA1L Antibody [H00005018-B03P] - Analysis of OXA1L expression in human liver.



Immunocytochemistry/Immunofluorescence: OXA1L Antibody [H00005018-B03P] - Analysis of purified antibody to OXA1L on HeLa cell. Antibody concentration 15 ug/ml



Western Blot: OXA1L Antibody [H00005018-B03P] - Analysis of OXA1L expression in transfected 293T cell line. Lane 1: OXA1L transfected lysate (47.85 KDa). Lane 2: Non-transfected lysate.





### **Novus Biologicals USA**

10730 E. Briarwood Avenue  
Centennial, CO 80112  
USA  
Phone: 303.730.1950  
Toll Free: 1.888.506.6887  
Fax: 303.730.1966  
nb-customerservice@bio-techne.com

### **Bio-Techne Canada**

21 Canmotor Ave  
Toronto, ON M8Z 4E6  
Canada  
Phone: 905.827.6400  
Toll Free: 855.668.8722  
Fax: 905.827.6402  
canada.inquires@bio-techne.com

### **Bio-Techne Ltd**

19 Barton Lane  
Abingdon Science Park  
Abingdon, OX14 3NB, United Kingdom  
Phone: (44) (0) 1235 529449  
Free Phone: 0800 37 34 15  
Fax: (44) (0) 1235 533420  
info.EMEA@bio-techne.com

### **General Contact Information**

[www.novusbio.com](http://www.novusbio.com)  
Technical Support: nb-technical@bio-techne.com  
Orders: nb-customerservice@bio-techne.com  
General: novus@novusbio.com

### **Products Related to H00005018-B03P**

---

HAF007	Goat anti-Mouse IgG Secondary Antibody [HRP]
NB720-B	Rabbit anti-Mouse IgG (H+L) Secondary Antibody [Biotin]
NBP1-97019-5mg	Mouse IgG Isotype Control
NBP1-81209PEP	OXA1L Recombinant Protein Antigen

---

### **Limitations**

This product is for research use only and is not approved for use in humans or in clinical diagnosis. Primary Antibodies are guaranteed for 1 year from date of receipt.

For more information on our 100% guarantee, please visit [www.novusbio.com/guarantee](http://www.novusbio.com/guarantee)

Earn gift cards/discounts by submitting a review: [www.novusbio.com/reviews/submit/H00005018-B03P](http://www.novusbio.com/reviews/submit/H00005018-B03P)

Earn gift cards/discounts by submitting a publication using this product:  
[www.novusbio.com/publications](http://www.novusbio.com/publications)

