

Product Datasheet

Nurr1/NGFI-B beta/NR4A2 Antibody (2G5) - Azide and BSA Free **H00004929-M08**

Unit Size: 0.1 mg

Aliquot and store at -20C or -80C. Avoid freeze-thaw cycles.

www.novusbio.com



technical@novusbio.com

Protocols, Publications, Related Products, Reviews, Research Tools and Images at:
www.novusbio.com/H00004929-M08

Updated 2/21/2025 v.20.1

Earn rewards for product reviews and publications.

Submit a publication at www.novusbio.com/publications

Submit a review at www.novusbio.com/reviews/destination/H00004929-M08



H00004929-M08

Nurr1/NGFI-B beta/NR4A2 Antibody (2G5) - Azide and BSA Free

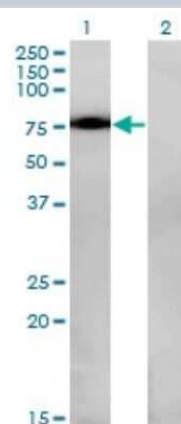
Product Information	
Unit Size	0.1 mg
Concentration	Concentrations vary lot to lot. See vial label for concentration. If unlisted please contact technical services.
Storage	Aliquot and store at -20C or -80C. Avoid freeze-thaw cycles.
Clonality	Monoclonal
Clone	2G5
Preservative	No Preservative
Isotype	IgG2a Kappa
Purity	IgG purified
Buffer	In 1x PBS, pH 7.4

Product Description	
Description	Quality control test: Antibody Reactive Against Recombinant Protein.
Host	Mouse
Gene ID	4929
Gene Symbol	NR4A2
Species	Human
Specificity/Sensitivity	NR4A2 - nuclear receptor subfamily 4, group A, member 2
Immunogen	NR4A2 (AAH66890, 71 a.a. ~ 170 a.a) partial recombinant protein with GST tag. MW of the GST tag alone is 26 KDa. GFQVQHSPMWDDPGSLHNFHQNYVATTHMIEQRKTPVSRLSLFSFKQSPPGT PVSSCQMRFDGPLHVPMNPEPAGSHHVVDGQTFAVPNPIRKPA SMGFP
Notes	This product is produced by and distributed for Abnova, a company based in Taiwan.

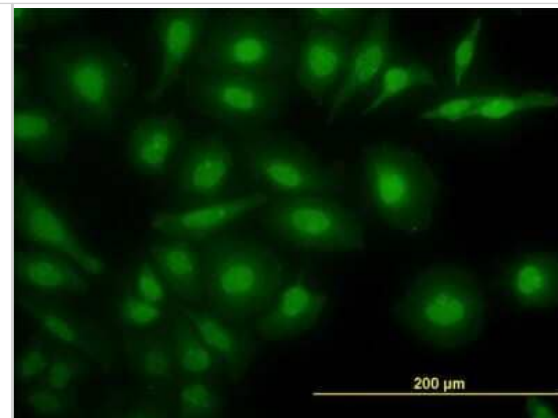
Product Application Details	
Applications	Western Blot, ELISA, Immunocytochemistry/ Immunofluorescence, Sandwich ELISA
Recommended Dilutions	Western Blot 1:500, ELISA, Immunocytochemistry/ Immunofluorescence, Sandwich ELISA
Application Notes	Antibody reactivity against cell lysate, tissue lysate and recombinant protein for WB. It has been used for IF and ELISA.

Images


Western Blot: Nurr1/NGFI-B beta/NR4A2 Antibody (2G5) [H00004929-M08] - Analysis of NR4A2 expression in transfected 293T cell line by NR4A2 monoclonal antibody (M08), clone 2G5. Lane 1: NR4A2 transfected lysate (66.6 KDa). Lane 2: Non-transfected lysate.



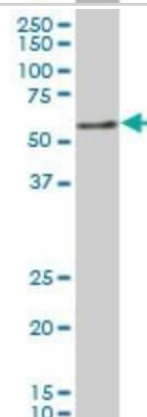
Immunocytochemistry/Immunofluorescence: Nurr1/NGFI-B beta/NR4A2 Antibody (2G5) [H00004929-M08] - Analysis of monoclonal antibody to NR4A2 on HeLa cell. Antibody concentration 10 ug/ml



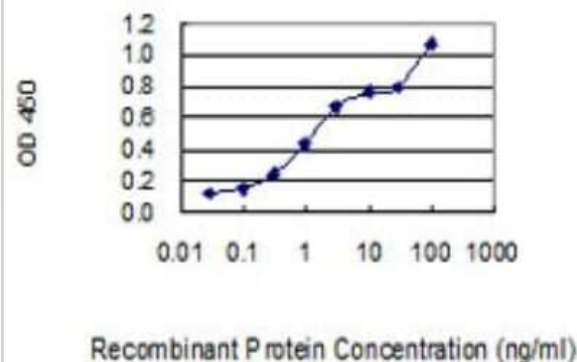
Western Blot: Nurr1/NGFI-B beta/NR4A2 Antibody (2G5) [H00004929-M08] - Analysis of NR4A2 expression in Hela S3 NE (Cat # L013V3).



Western Blot: Nurr1/NGFI-B beta/NR4A2 Antibody (2G5) [H00004929-M08] - Analysis of NR4A2 expression in human stomach.



Sandwich ELISA: Nurr1/NGFI-B beta/NR4A2 Antibody (2G5) [H00004929-M08] - Detection limit for recombinant GST tagged NR4A2 is 0.03 ng/ml as a capture antibody.





Novus Biologicals USA

10730 E. Briarwood Avenue
Centennial, CO 80112
USA
Phone: 303.730.1950
Toll Free: 1.888.506.6887
Fax: 303.730.1966
nb-customerservice@bio-techne.com

Bio-Techne Canada

21 Canmotor Ave
Toronto, ON M8Z 4E6
Canada
Phone: 905.827.6400
Toll Free: 855.668.8722
Fax: 905.827.6402
canada.inquires@bio-techne.com

Bio-Techne Ltd

19 Barton Lane
Abingdon Science Park
Abingdon, OX14 3NB, United Kingdom
Phone: (44) (0) 1235 529449
Free Phone: 0800 37 34 15
Fax: (44) (0) 1235 533420
info.EMEA@bio-techne.com

General Contact Information

www.novusbio.com
Technical Support: nb-technical@bio-techne.com
Orders: nb-customerservice@bio-techne.com
General: novus@novusbio.com

Products Related to H00004929-M08

HAF007	Goat anti-Mouse IgG Secondary Antibody [HRP]
NB720-B	Rabbit anti-Mouse IgG (H+L) Secondary Antibody [Biotin]
NBP1-96981-0.5mg	Mouse IgG2a Kappa Isotype Control (M2AK)
H00004929-Q01-10ug	Recombinant Human Nurr1/NGFI-B beta/NR4A2 GST (N-Term) Protein

Limitations

This product is for research use only and is not approved for use in humans or in clinical diagnosis. Primary Antibodies are guaranteed for 1 year from date of receipt.

For more information on our 100% guarantee, please visit www.novusbio.com/guarantee

Earn gift cards/discounts by submitting a review: www.novusbio.com/reviews/submit/H00004929-M08

Earn gift cards/discounts by submitting a publication using this product:
www.novusbio.com/publications

