

Product Datasheet

NFATC4 Antibody - Azide and BSA Free H00004776-D01P

Unit Size: 0.1 mg

Aliquot and store at -20C or -80C. Avoid freeze-thaw cycles.

www.novusbio.com



technical@novusbio.com

Protocols, Publications, Related Products, Reviews, Research Tools and Images at:
www.novusbio.com/H00004776-D01P

Updated 2/21/2025 v.20.1

Earn rewards for product
reviews and publications.

Submit a publication at www.novusbio.com/publications

Submit a review at www.novusbio.com/reviews/destination/H00004776-D01P



H00004776-D01P

NFATC4 Antibody - Azide and BSA Free

| Product Information | |
|---------------------|--|
| Unit Size | 0.1 mg |
| Concentration | Concentrations vary lot to lot. See vial label for concentration. If unlisted please contact technical services. |
| Storage | Aliquot and store at -20C or -80C. Avoid freeze-thaw cycles. |
| Clonality | Polyclonal |
| Preservative | No Preservative |
| Isotype | IgG |
| Purity | Protein A purified |
| Buffer | PBS (pH 7.4) |

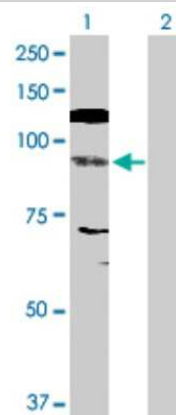
| Product Description | |
|-------------------------|---|
| Description | Quality control test: Antibody reactive against mammalian transfected lysate. |
| Host | Rabbit |
| Gene ID | 4776 |
| Gene Symbol | NFATC4 |
| Species | Human |
| Specificity/Sensitivity | Reacts with nuclear factor of activated T-cells, cytoplasmic, calcineurin-dependent 4. |
| Immunogen | NFATC4 (NP_004545.2, 1 a.a. - 902 a.a.) full-length human protein. MGAASCEDEEELFKLVFGEEKEAPPLGAGGLGEELDSEDAPPCCRLALGEP YGAAPIGIPRPPPPRPGMHSPPPRPAPSPGTWESQPARSVRLGGPGGGAGG AGGGRVLECPsirITSISPTPEPPAALEDNPDAWGDGSPRDYPPPEGF AGGQGGGAFFSPSPGSSSLSSWSFFSDASDEAALYAACDEVESELNEA GLGSPLSPRASRPWTPEDPWSLYGPSPGGRGPEDSWLLLSAPGPTPASP RPASPCGKRRYSSSGTPSSASPALSRRGSLGEEGSEPPPPPLPLARDP GPFDYVGAPPAESIPQKTRRTSSEQAVALPRSEEPASCNGKLPLGAEESV GGSRKEVAGMDYLAVPSPLAWSKARIGGHSPIFRTSALPPLDWPLPSQY LRIEVQPRAHHRAYETEGSRGAVKAAPGGHPVVKLLGYSEKPLTLQMF DERNLRPHAFYQVHRITGKMVATASYEAVVSGTKVLEMTLLPENMAAN DCA GILKLRNSDIELRKGETDIGRKNTRVRLVFRVHVPQGGGKVVSVQA ASVPIECS QRSAQELPQVEAYSPSACSVRGGEELVLTGSNFLPDSKV VFIERGPDGKQLW EEEATVNRLQSNEVTLTLTVPEYSNKRVS RPVQVYFYVSNRRKRSPQTQSFRLPVICKEEPLDSSLRGFPSASATP FGTDMDFSPRPPYPSPHPEDPACETPYL SEFGYGMPLYPQTGPPPSY RPGLRMFETRGTGCAQPPAVSFLPRPFPS DPYGGRGSSFSGLPFS PAPFRPPPLPASPPLEGPFPSQSDVHPLPAEGYNK VGPGYGPGE GAPEQEKSRRGGYSSGFRDSVPIQGITLEEVSEIIGRDLSGFPAPP GEEPPA |
| Notes | This product is produced by and distributed for Abnova, a company based in Taiwan. |

| Product Application Details | |
|-----------------------------|--|
| Applications | Western Blot, Immunocytochemistry/ Immunofluorescence, Proximity Ligation Assay |
| Recommended Dilutions | Western Blot, Immunocytochemistry/ Immunofluorescence, Proximity Ligation Assay |
| Application Notes | This antibody is reactive against transfected lysate in WB and as a detection antibody in ELISA. |

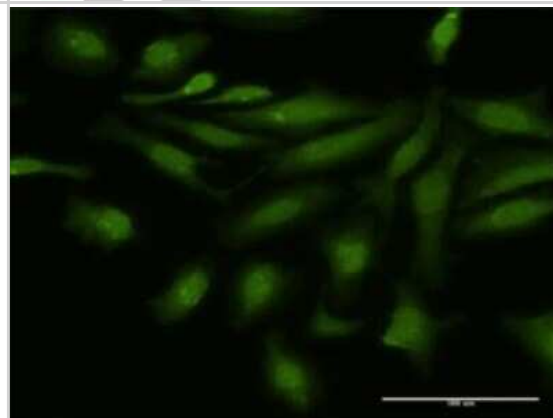


Images

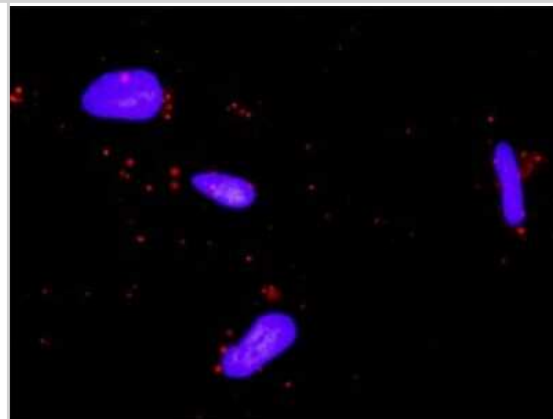
Western Blot: NFATC4 Antibody [H00004776-D01P] - Analysis of NFATC4 expression in transfected 293T cell line by NFATC4 polyclonal antibody. Lane 1: NFATC4 transfected lysate (95.40 KDa). Lane 2: Non-transfected lysate.



Immunocytochemistry/Immunofluorescence: NFATC4 Antibody [H00004776-D01P] - Analysis of antibody to NFATC4 on HeLa cell. Antibody concentration 10 ug/ml.



Proximity Ligation Assay: NFATC4 Antibody [H00004776-D01P] - Analysis of protein-protein interactions between NFATC4 and MAPK14. HeLa cells were stained with anti-NFATC4 rabbit purified polyclonal 1:1200 and anti-MAPK14 mouse monoclonal antibody 1:50. Each red dot represents the detection of protein-protein interaction complex, and nuclei were counterstained with DAPI (blue).





Novus Biologicals USA

10730 E. Briarwood Avenue
Centennial, CO 80112
USA
Phone: 303.730.1950
Toll Free: 1.888.506.6887
Fax: 303.730.1966
nb-customerservice@bio-techne.com

Bio-Techne Canada

21 Canmotor Ave
Toronto, ON M8Z 4E6
Canada
Phone: 905.827.6400
Toll Free: 855.668.8722
Fax: 905.827.6402
canada.inquires@bio-techne.com

Bio-Techne Ltd

19 Barton Lane
Abingdon Science Park
Abingdon, OX14 3NB, United Kingdom
Phone: (44) (0) 1235 529449
Free Phone: 0800 37 34 15
Fax: (44) (0) 1235 533420
info.EMEA@bio-techne.com

General Contact Information

www.novusbio.com
Technical Support: nb-technical@bio-techne.com
Orders: nb-customerservice@bio-techne.com
General: novus@novusbio.com

Products Related to H00004776-D01P

| | |
|---------------|---|
| HAF008 | Goat anti-Rabbit IgG Secondary Antibody [HRP] |
| NB7160 | Goat anti-Rabbit IgG (H+L) Secondary Antibody [HRP] |
| NBP2-24891 | Rabbit IgG Isotype Control |
| NBP1-82585PEP | NFATC4 Recombinant Protein Antigen |

Limitations

This product is for research use only and is not approved for use in humans or in clinical diagnosis. Primary Antibodies are guaranteed for 1 year from date of receipt.

For more information on our 100% guarantee, please visit www.novusbio.com/guarantee

Earn gift cards/discounts by submitting a review: www.novusbio.com/reviews/submit/H00004776-D01P

Earn gift cards/discounts by submitting a publication using this product:
www.novusbio.com/publications

